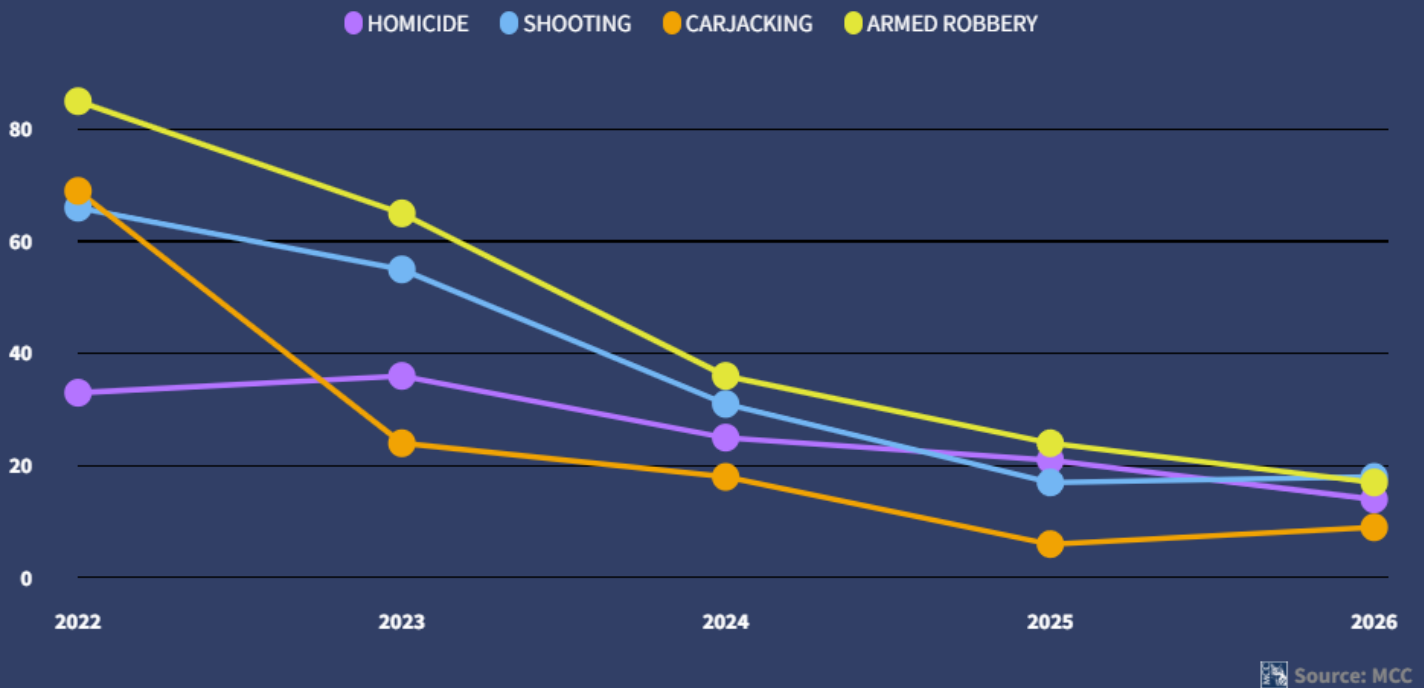




ORLEANS PARISH CRIME TRENDS AS OF FEBRUARY 15, 2022-2026



As of February 15, 2026

From February 9-15, there were 10 reported major violent incidents in Orleans Parish.

Incidents included 4 homicides by shooting, 1 nonfatal shooting, 4 carjackings, and 1 armed robbery.

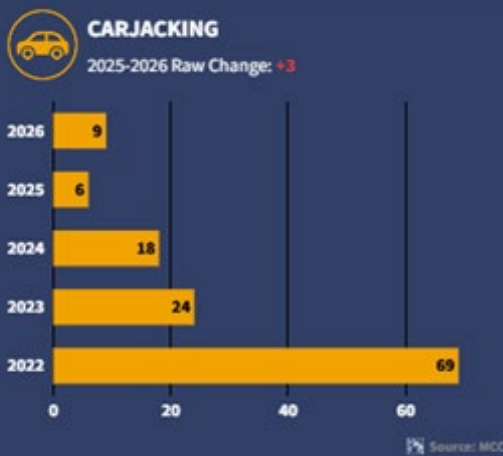
Three of the 4 reported carjacking incidents and the nonfatal shooting were reported in the **1st District** (Treme/Bywater).

No major violent incidents were reported in the **4th District** (Algiers), **5th District** (Ninth Ward/Bywater), or **8th District** (French Quarter/Downtown) last week.



ORLEANS PARISH CRIME TRENDS AS OF FEBRUARY 15, 2022-2026

Violent Incidents 2022-2026



As of February 15, 2026:

Homicide Victims: 14

- 7 fewer than 2025
- 11 fewer than 2024
- 22 lower than 2023
- 19 fewer than 2022

Nonfatal Shooting Incidents: 18

- +1 higher than 2025
- 13 fewer than 2024
- 37 fewer than 2023
- 48 fewer than 2022

Carjacking Incidents: 9

- +3 higher than 2025
- 9 fewer than 2024
- 15 fewer than 2023
- 60 fewer than 2022

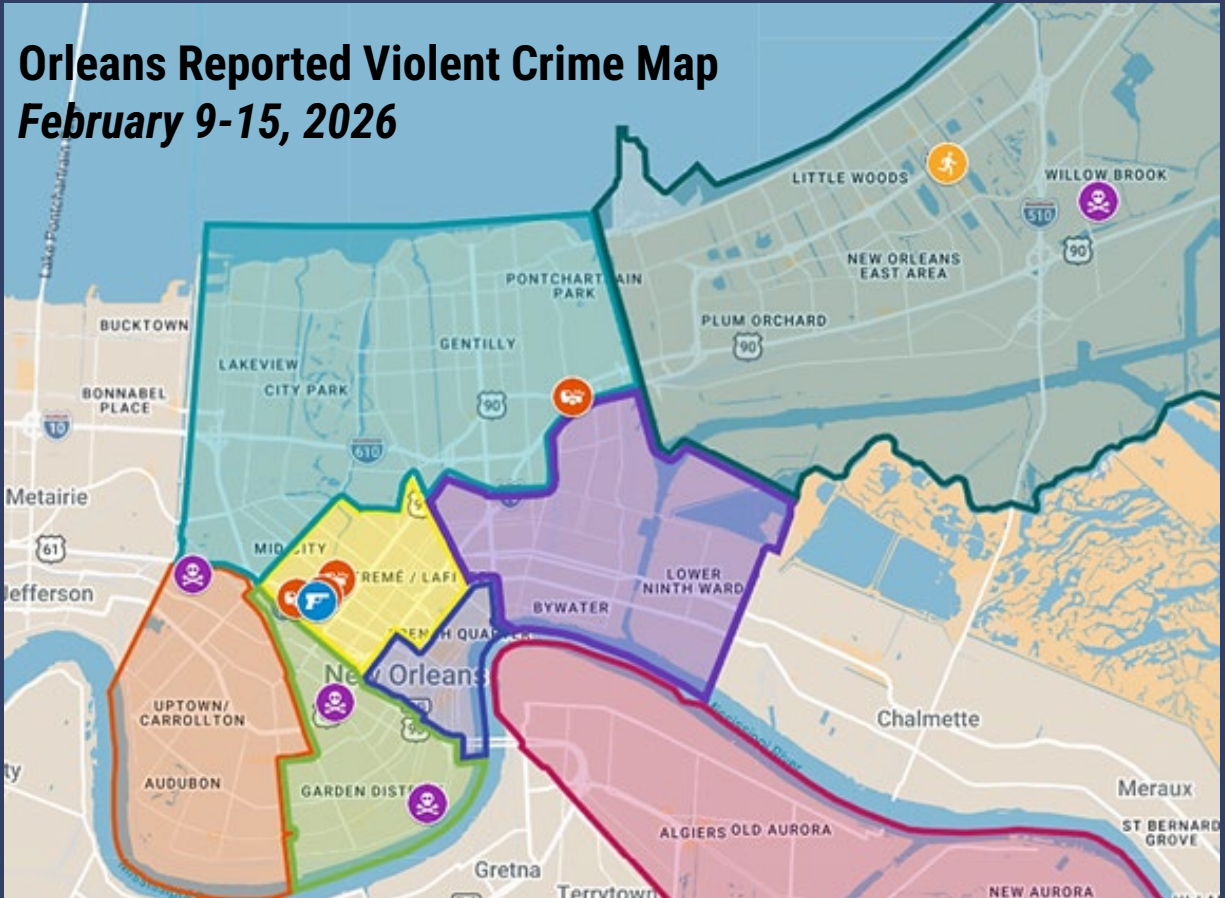
Armed Robbery Incidents: 17

- 7 fewer than 2025
- 19 fewer than 2024
- 48 fewer than 2023
- 68 fewer than 2022

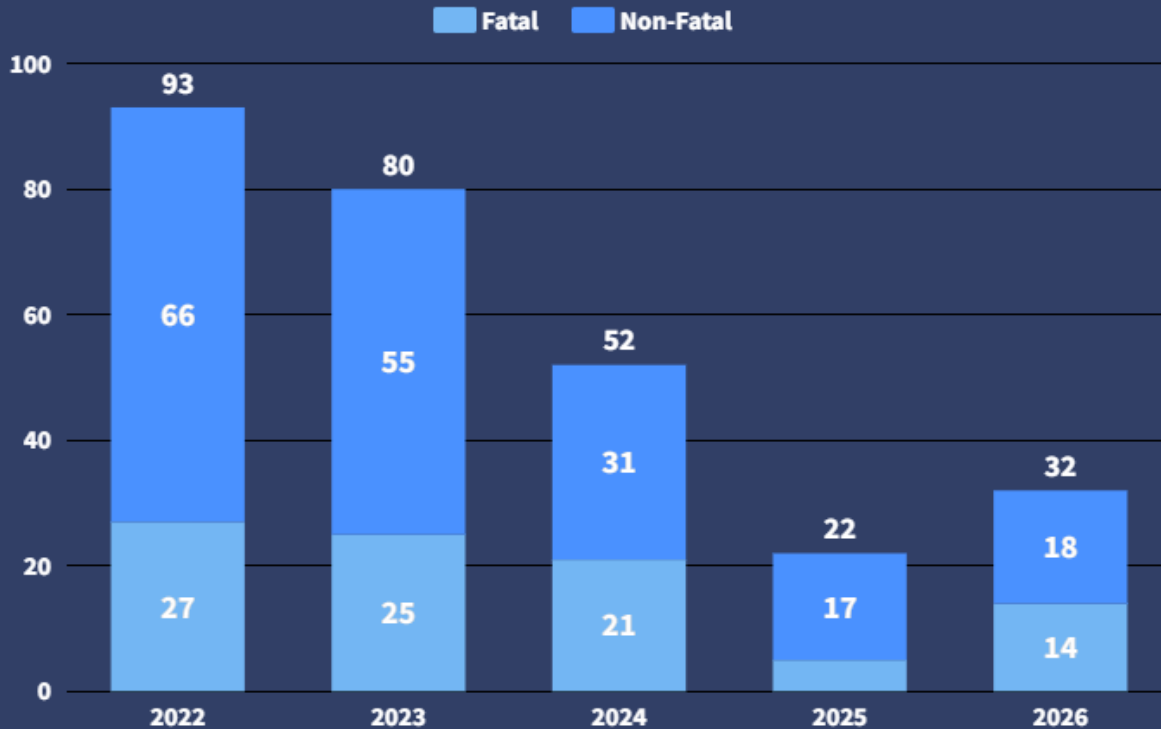


ORLEANS PARISH CRIME TRENDS AS OF FEBRUARY 15, 2022-2026

Orleans Reported Violent Crime Map February 9-15, 2026



FATAL VS. NONFATAL SHOOTING INCIDENT RATES





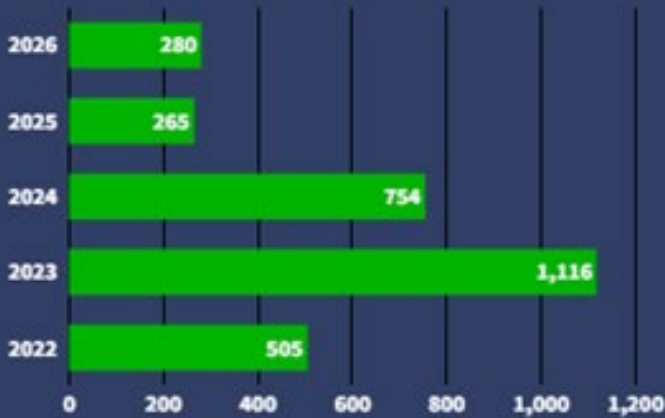
ORLEANS PARISH CRIME TRENDS AS OF FEBRUARY 15, 2022-2026

Property Incidents 2022-2026



AUTO THEFT

2025-2026 Raw Change: +15

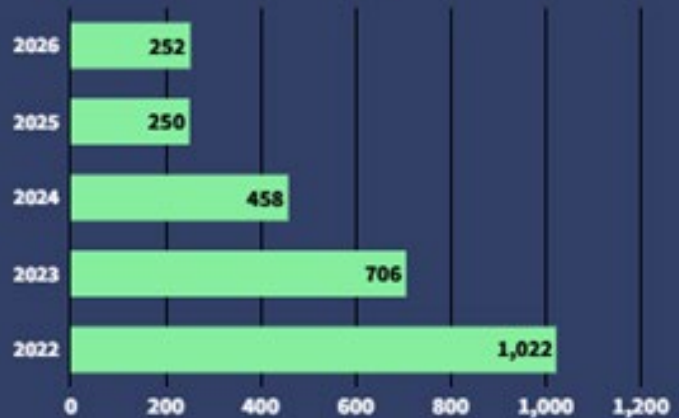


Source: MCC



VEHICLE BURGLARIES

2025-2026 Raw Change: +2

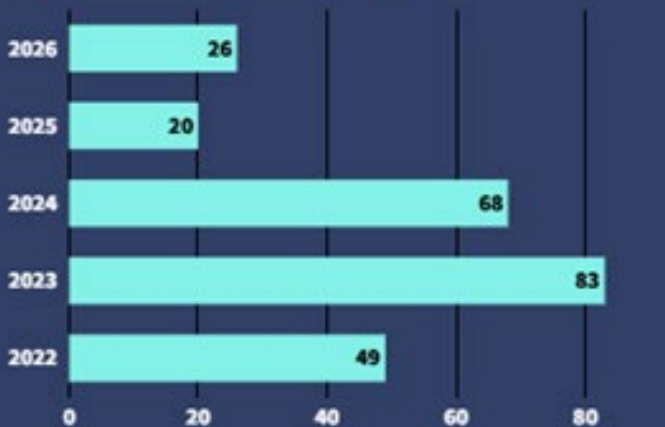


Source: MCC



BUSINESS BURGLARIES

2025-2026 Raw Change: +6

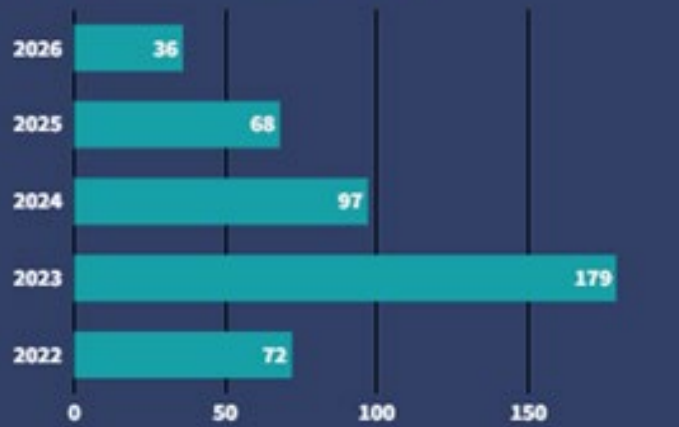


Source: MCC



RESIDENTIAL BURGLARIES

2025-2026 Raw Change: -32



Source: MCC