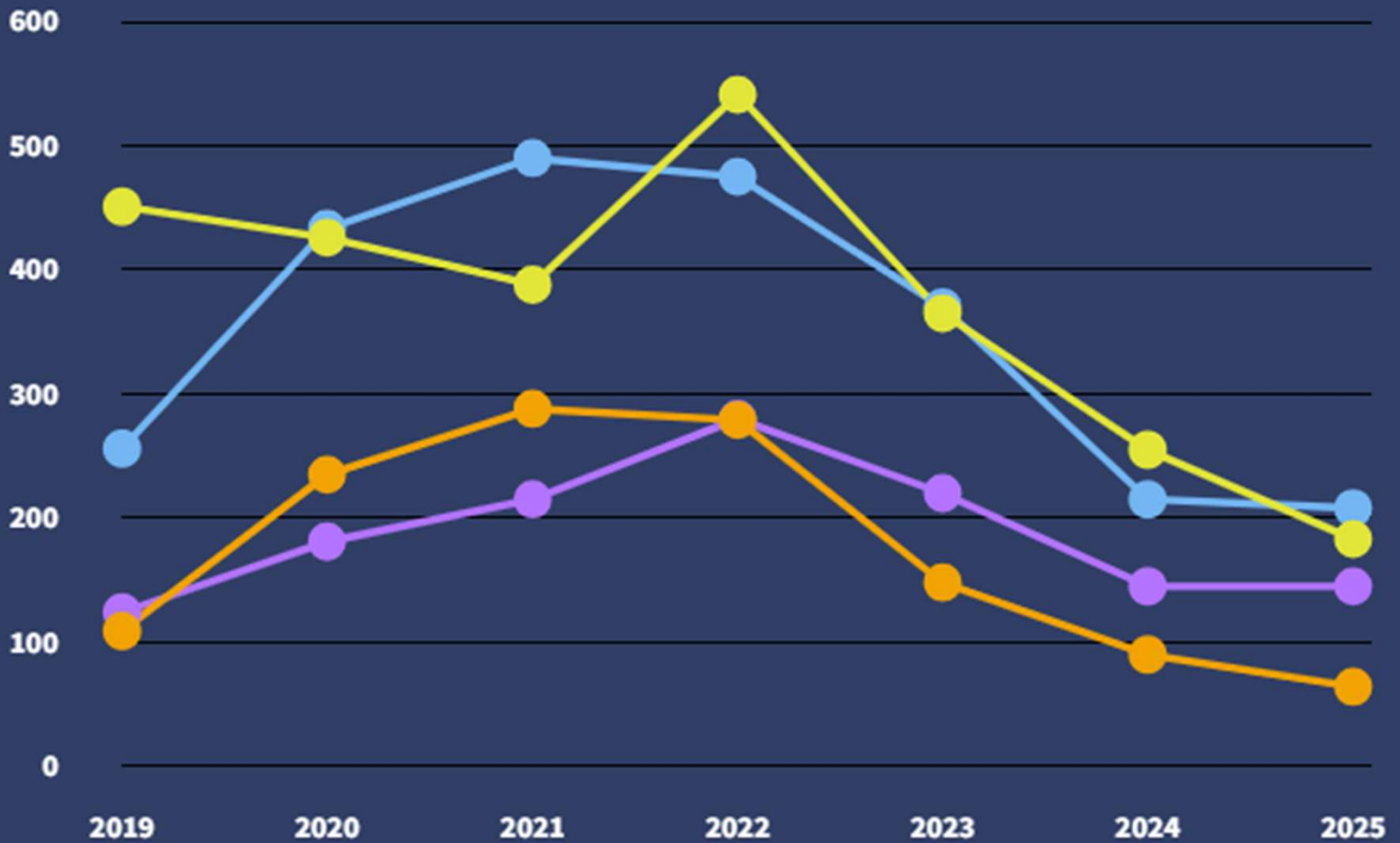




ORLEANS PARISH CRIME TRENDS AS OF DECEMBER 31, 2019-2025

HOMICIDE SHOOTING CARJACKING ARMED ROBBERY



Source: MCC

As of December 31, 2025

Carjacking, armed robbery, and categories related to property offenses all showed double-digit rates of decline from 2024-2025.

Homicide was unchanged and nonfatal shooting incidents showed a -3%, decline.

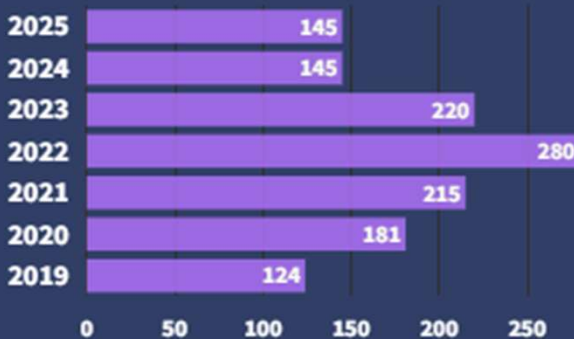
However, 10% of homicides in 2025 occurred during the January 1 Bourbon Street Terror Attack.



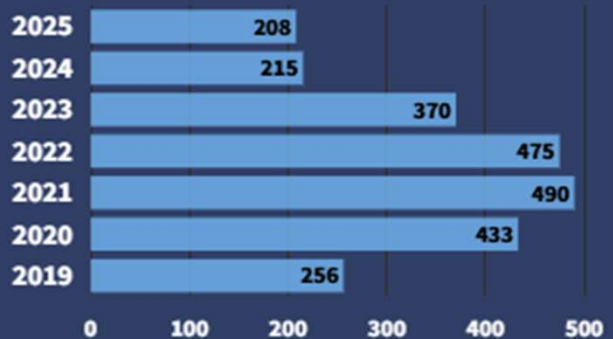
ORLEANS PARISH CRIME TRENDS AS OF DECEMBER 31, 2019-2025

Violent Incidents 2019-2025

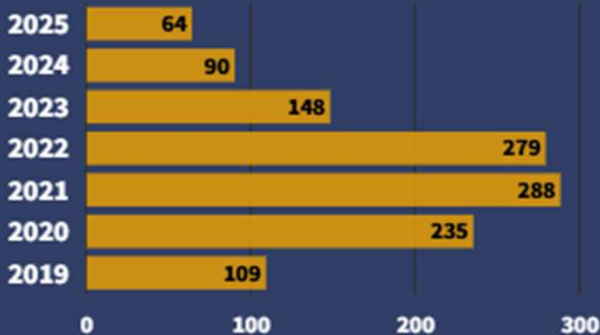
HOMICIDE



SHOOTING



CARJACKING



ARMED ROBBERY



Source: MCC

As of December 31, 2025:

Homicide Victims: 145*

*Includes 14 victims of New Years' Day Terrorist Attack

0% Unchanged from 2024

-34% lower than 2023

-48% lower than 2022

-33% lower than 2021

-20% lower than 2020

+17% higher than 2019

Nonfatal Shooting Incidents: 208

-3% lower than 2024

-44% lower than 2023

-56% lower than 2022

-58% lower than 2021

-52% lower than 2020

-19% lower than 2019

Carjacking Incidents: 64

-29% lower than 2024

-57% lower than 2023

-77% lower than 2022

-78% lower than 2021

-73% lower than 2020

-41% lower than 2019

Armed Robbery Incidents: 183

-28% lower than 2024

-50% lower than 2023

-66% lower than 2022

-53% lower than 2021

-57% lower than 2020

-59% lower than 2019



ORLEANS PARISH CRIME TRENDS AS OF DECEMBER 31, 2019-2025

Property Incidents 2019-2025

AUTO THEFT



VEHICLE BURGLARY



BUSINESS BURGLARY



RESIDENTIAL BURGLARY



Source: MCC

As of December 31, 2025:

Auto Theft Incidents: 2,513

- 28% lower than 2024
- 65% lower than 2023
- 44% lower than 2022
- 26% lower than 2021
- 29% lower than 2020
- 19% lower than 2019

Vehicle Burglary Incidents: 2,027

- 12% lower than 2024
- 54% lower than 2023
- 66% lower than 2022
- 60% lower than 2021
- 62% lower than 2020
- 69% lower than 2019

Business Burglary Incidents: 309

- 23% lower than 2024
- 54% lower than 2023
- 42% lower than 2022
- 51% lower than 2021
- 40% lower than 2020
- 23% lower than 2019

Residential Burglary Incidents: 407

- 29% lower than 2024
- 54% lower than 2023
- 44% lower than 2022
- 55% lower than 2021
- 43% lower than 2020
- 59% lower than 2019