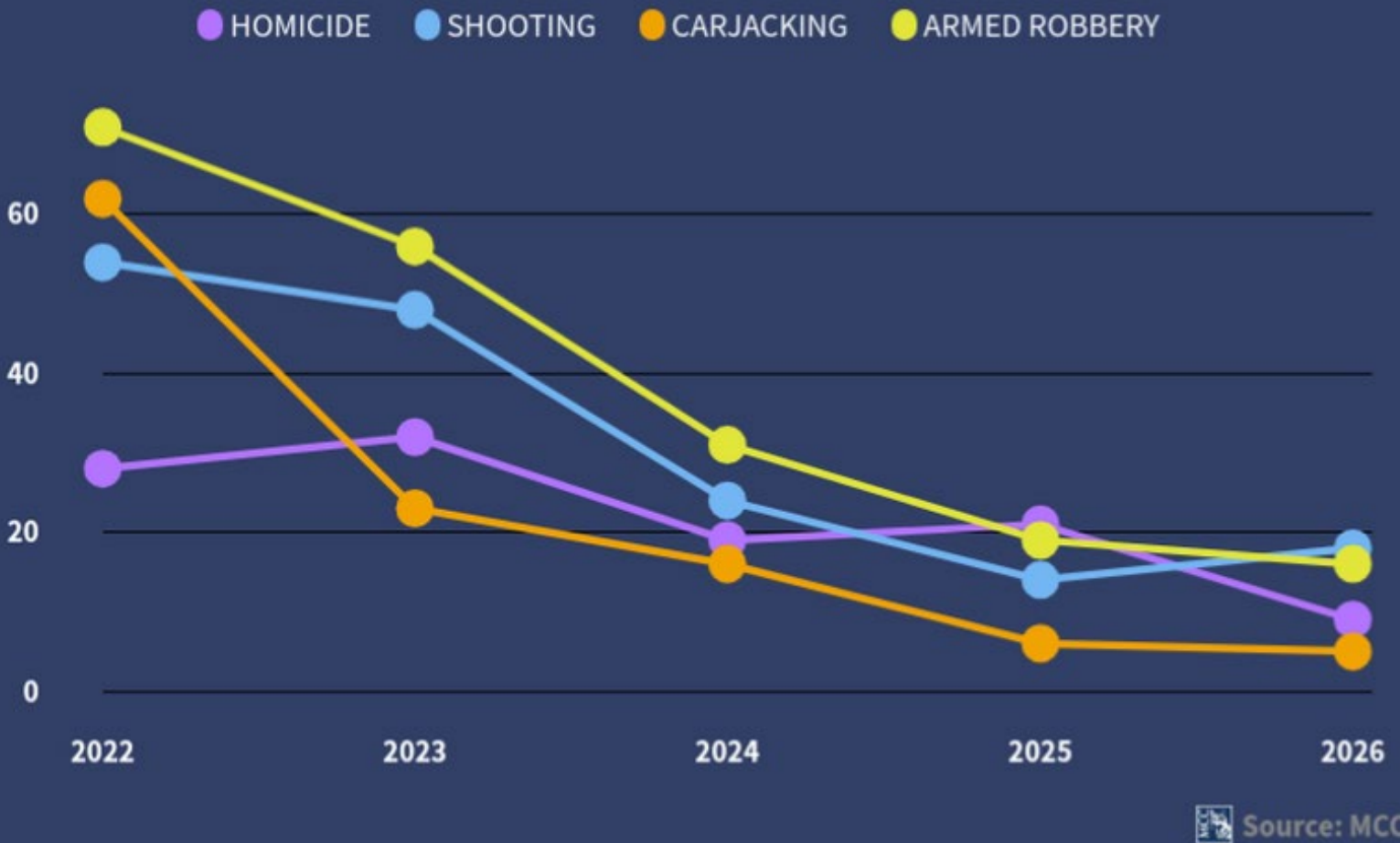




ORLEANS PARISH CRIME TRENDS AS OF FEBRUARY 8, 2022-2026



As of February 8, 2026

From February 2-8, there were 6 reported major violent incidents in Orleans Parish.

Seven individuals were shot in 5 reported nonfatal shooting incidents. There was one armed robbery in the **1st District** (Treme/Bywater).

No major violent incidents were reported in the **6th District** (Central City/Lower Garden District) or **8th District** (French Quarter/Downtown) last week.



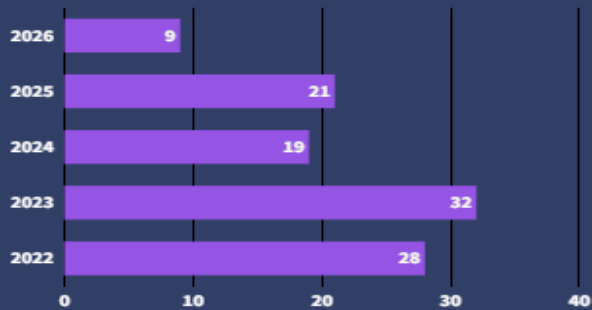
ORLEANS PARISH CRIME TRENDS AS OF FEBRUARY 8, 2022-2026

Violent Incidents 2022-2026



HOMICIDE VICTIMS

2025-2026 Raw Change: **-12**

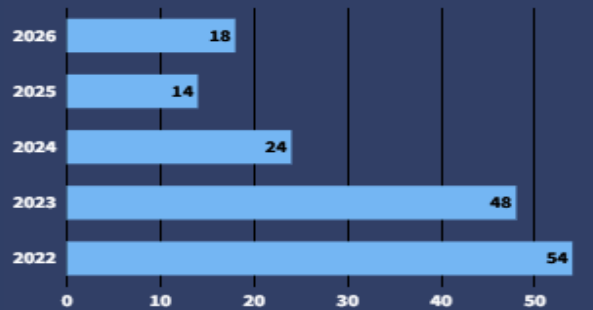


Source: MCC



NONFATAL SHOOTING INCIDENTS

2025-2026 Raw Change: **+4**

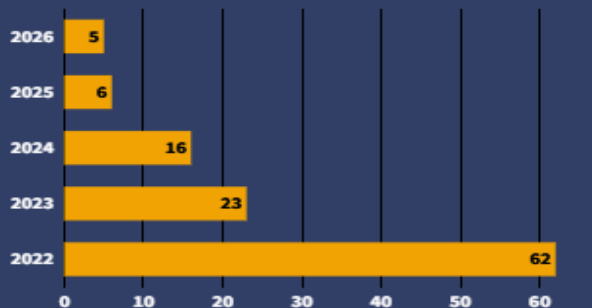


Source: MCC



CARJACKING

2025-2026 Raw Change: **-1**

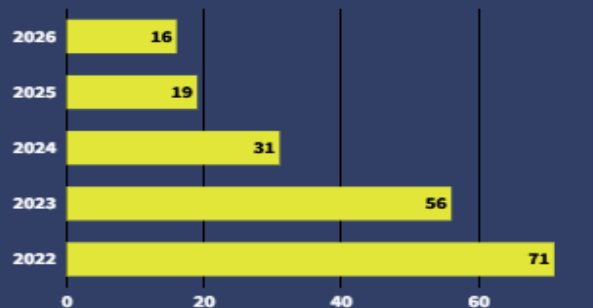


Source: MCC



ARMED ROBBERY

2025-2026 Raw Change: **-3**



Source: MCC

As of February 8, 2026:

Homicide Victims: 9

- 12 fewer than 2025
- 10 fewer than 2024
- 23 lower than 2023
- 19 fewer than 2022

Nonfatal Shooting Incidents: 18

- +4 higher than 2025
- 6 fewer than 2024
- 30 fewer than 2023
- 36 fewer than 2022

Carjacking Incidents: 5

- 1 fewer than 2025
- 11 fewer than 2024
- 18 fewer than 2023
- 57 fewer than 2022

Armed Robbery Incidents: 16

- 3 fewer than 2025
- 15 fewer than 2024
- 40 fewer than 2023
- 55 fewer than 2022



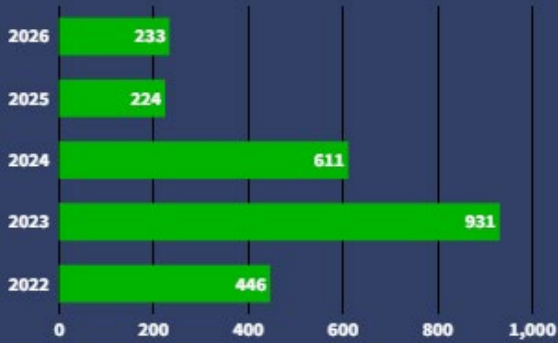
ORLEANS PARISH CRIME TRENDS AS OF FEBRUARY 8, 2022-2026

Property Incidents 2022-2026



AUTO THEFT

2025-2026 Raw Change: **+9**

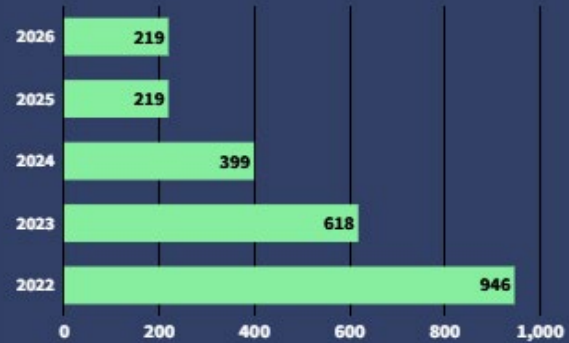


Source: MCC



VEHICLE BURGLARIES

2025-2026 Raw Change: **0**



Source: MCC



BUSINESS BURGLARIES

2025-2026 Raw Change: **+8**



Source: MCC



RESIDENTIAL BURGLARIES

2025-2026 Raw Change: **-20**



Source: MCC

As of February 8, 2026:

Auto Theft Incidents: 233

- +4** higher than 2025
- 378** fewer than 2024
- 698** fewer than 2023
- 213** fewer than 2022

Vehicle Burglary Incidents: 219

- 0** change since 2025
- 180** fewer than 2024
- 399** fewer than 2023
- 727** fewer than 2022

Business Burglary Incidents: 22

- +8** higher than 2025
- 35** fewer than 2024
- 54** fewer than 2023
- 21** fewer than 2022

Residential Burglary Incidents: 34

- 20** fewer than 2025
- 49** fewer than 2024
- 127** fewer than 2023
- 23** fewer than 2022