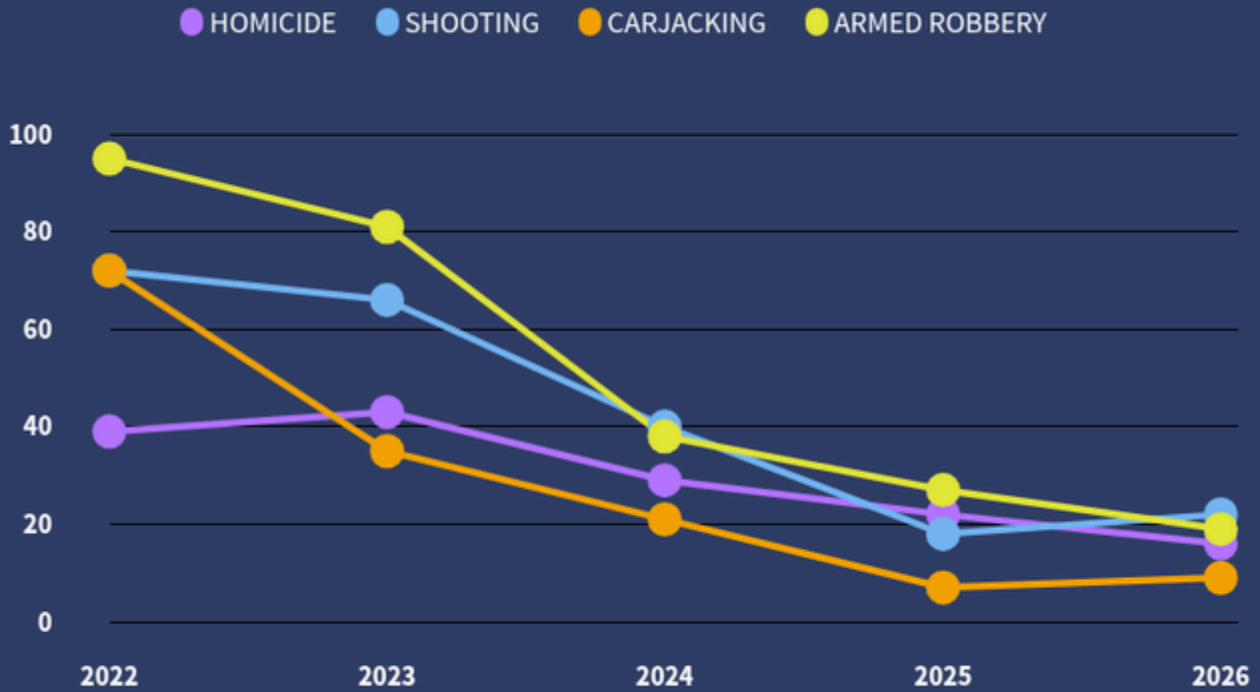




ORLEANS PARISH CRIME TRENDS AS OF FEBRUARY 22, 2026



Source: MCC

As of February 22, 2026


There were 8 reported major violent incidents between February 16-22, 2026

Incidents included 2 homicides by shooting, 4 nonfatal shootings, and 2 armed robberies.

There were at least 9 people injured by nonfatal shootings over the past week. There were no reported carjackings.

No major violent incidents were reported in the **2nd District** (Uptown/Carrollton) or **4th District** (Algiers).

Orleans Reported Violent Crime Map February 16-22, 2026





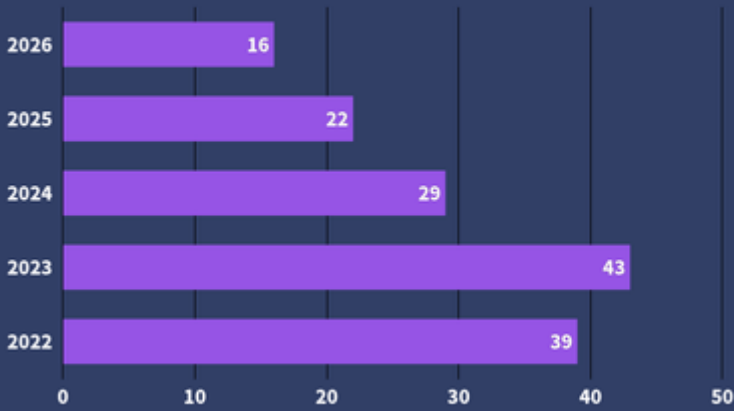
ORLEANS PARISH CRIME TRENDS

AS OF FEBRUARY 22, 2026



HOMICIDE VICTIMS

2025-2026 Raw Change: **-6**

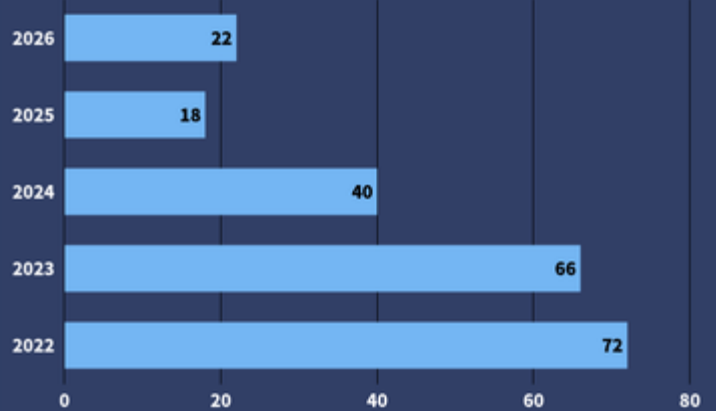


Source: MCC



NONFATAL SHOOTING INCIDENTS

2025-2026 Raw Change: **+4**

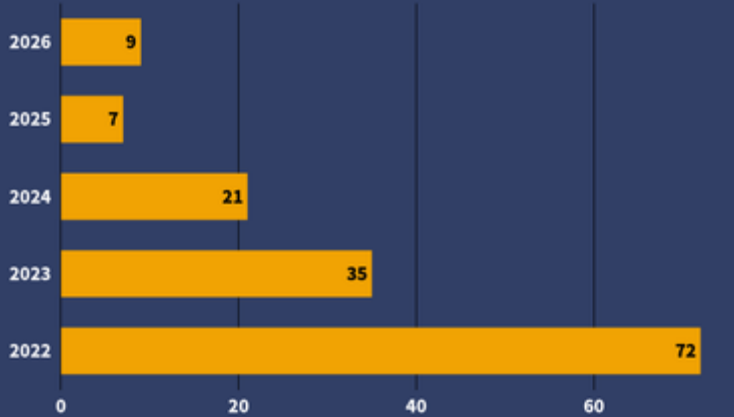


Source: MCC



CARJACKING

2025-2026 Raw Change: **+2**

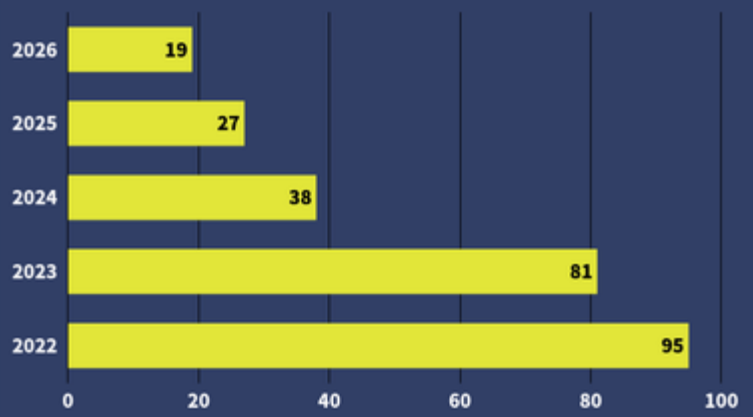


Source: MCC



ARMED ROBBERY

2025-2026 Raw Change: **-8**



Source: MCC

As of February 22, 2026

Homicide Victims: 16

- 6 fewer than 2025
- 13 fewer than 2024
- 27 fewer than 2023
- 23 fewer than 2022

Carjacking Incidents: 9

- +2 higher than 2025
- 12 fewer than 2024
- 26 fewer than 2023
- 63 fewer than 2022

Nonfatal Shooting Incidents: 22

- +4 higher than 2025
- 18 fewer than 2024
- 44 fewer than 2023
- 50 fewer than 2022

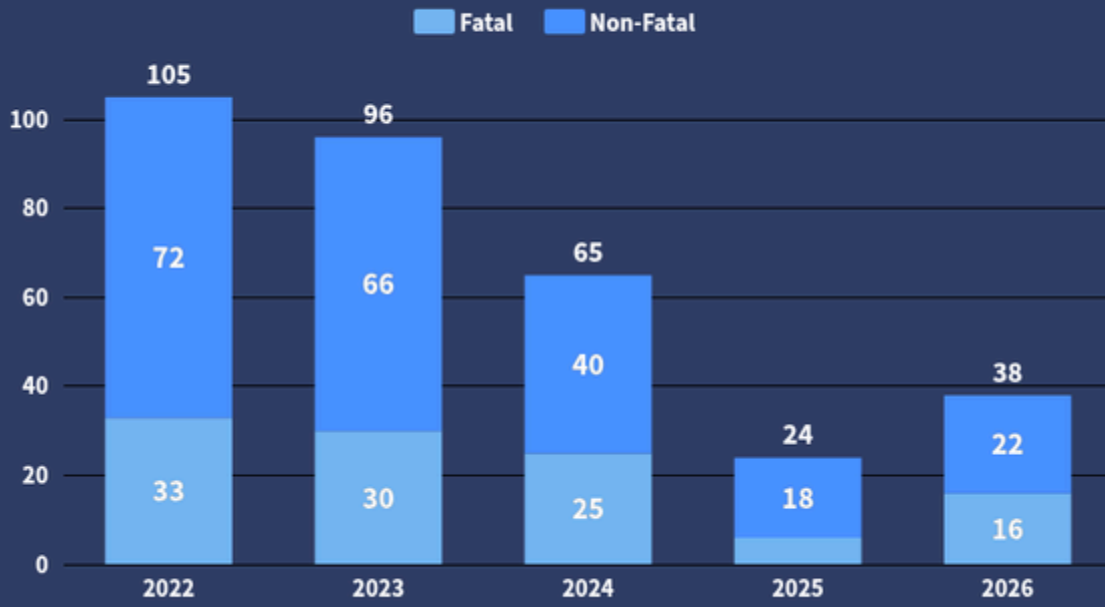
Armed Robbery Incidents: 19

- 8 fewer than 2025
- 19 fewer than 2024
- 62 fewer than 2023
- 76 fewer than 2022



ORLEANS PARISH CRIME TRENDS AS OF FEBRUARY 22, 2026

FATAL VS. NONFATAL SHOOTING INCIDENT RATES

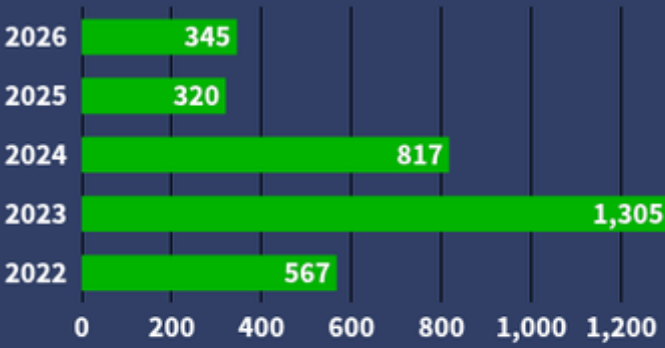


Source: MCC



AUTO THEFT

2025-2026 Raw Change: **+25**

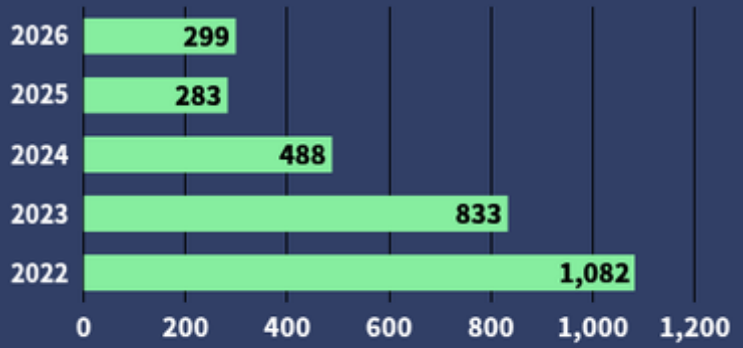


Source: MCC



VEHICLE BURGLARIES

2025-2026 Raw Change: **+16**

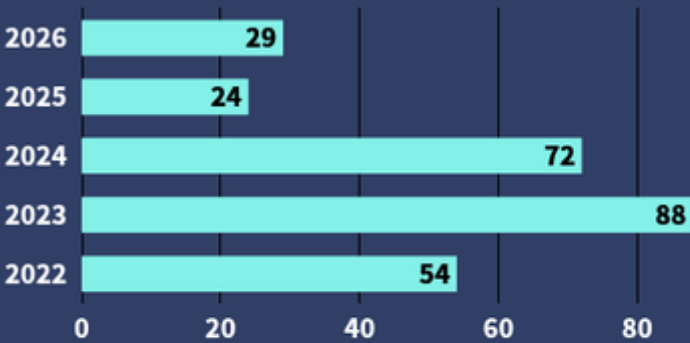


Source: MCC



BUSINESS BURGLARIES

2025-2026 Raw Change: **+5**



Source: MCC



RESIDENTIAL BURGLARIES

2025-2026 Raw Change: **-36**



Source: MCC