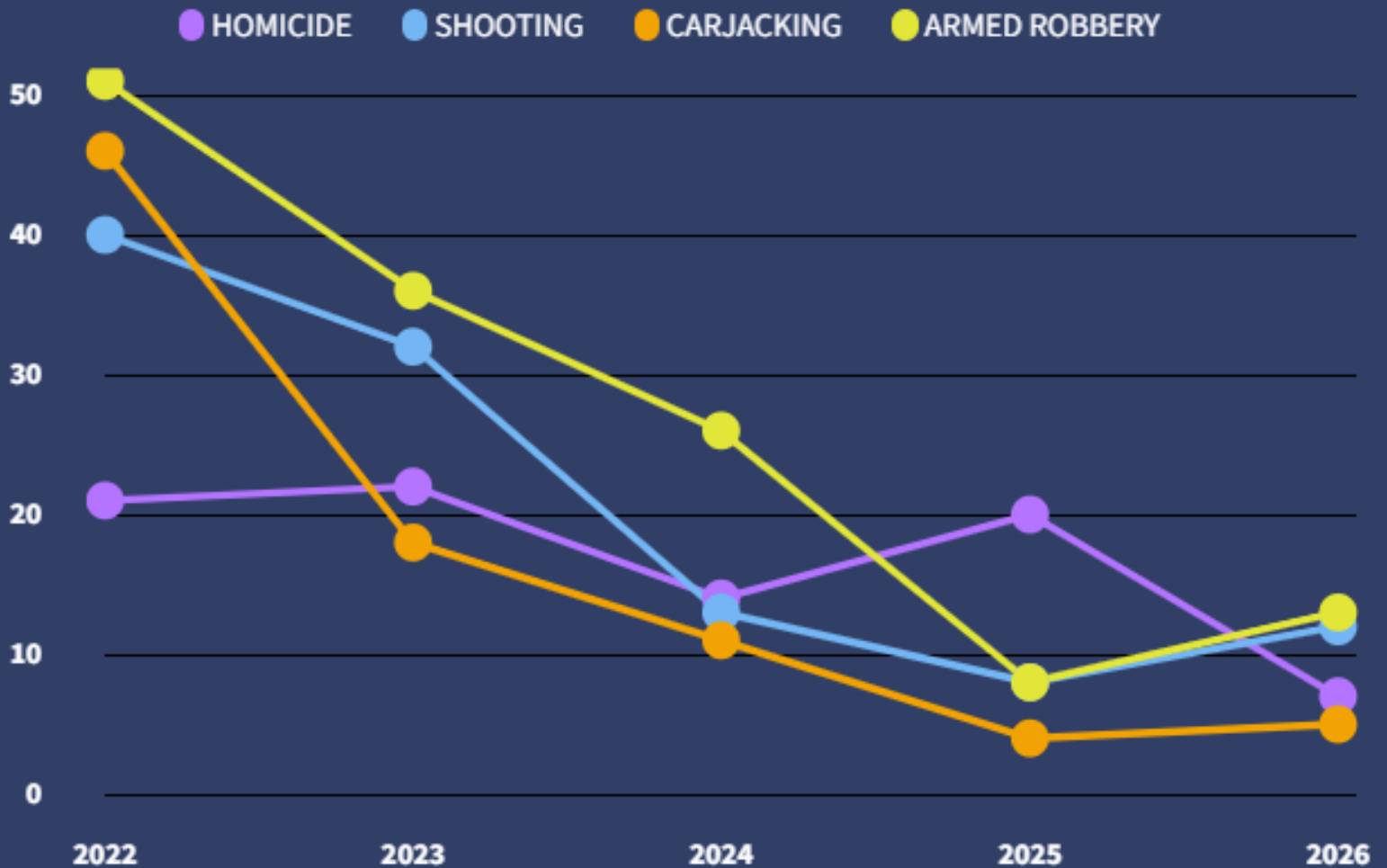




# ORLEANS PARISH CRIME TRENDS AS OF JANUARY 25, 2022-2026



Source: MCC

## As of January 25, 2026

From January 19-25, there were 8 reported violent incidents, including 3 homicides by shooting, 1 nonfatal shooting, 3 carjackings, and 1 armed robbery.

There were no reported violent incidents in the **4<sup>th</sup> District** (Algiers), **5<sup>th</sup> District** (Ninth Ward/Marigny), or **8<sup>th</sup> District** (French Quarter/Downtown).



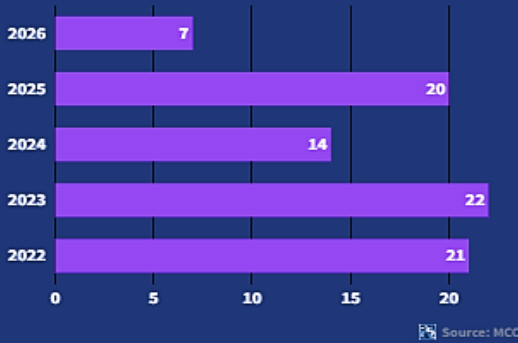
# ORLEANS PARISH CRIME TRENDS AS OF JANUARY 25, 2022-2026

## Violent Incidents 2022-2026



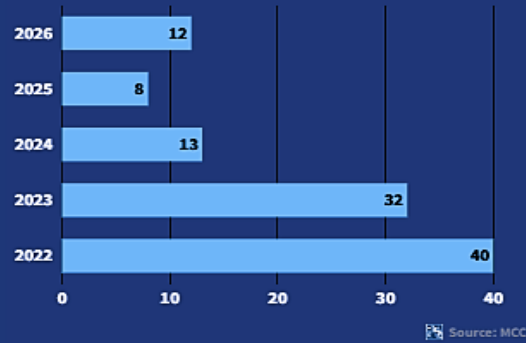
### HOMICIDE VICTIMS

2025-2026 Raw Change: **-13**



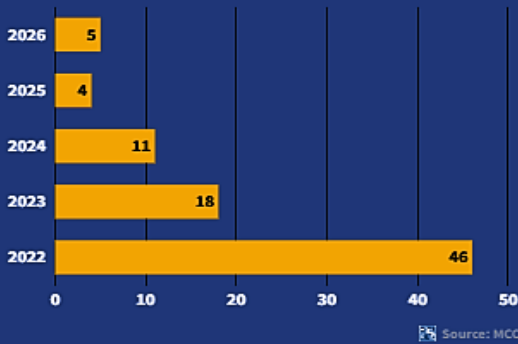
### NONFATAL SHOOTING INCIDENTS

2025-2026 Raw Change: **+4**



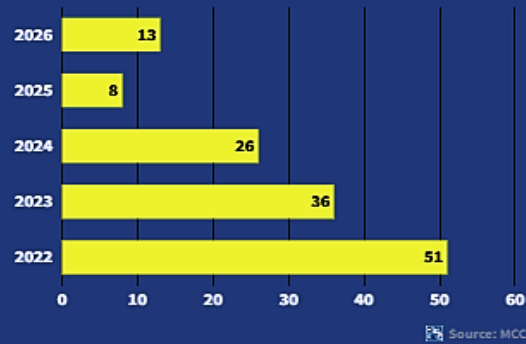
### CARJACKING

2025-2026 Raw Change: **+1**



### ARMED ROBBERY

2025-2026 Raw Change: **+5**



## As of January 25, 2026:

### Homicide Victims: 7

- 13 fewer than 2025
- 7 fewer than 2024
- 15 lower than 2023
- 14 fewer than 2022

### Nonfatal Shooting Incidents: 12

- +4 higher than 2025
- 1 fewer than 2024
- 20 fewer than 2023
- 28 fewer than 2022

### Carjacking Incidents: 5

- +1 higher than 2025
- 6 fewer than 2024
- 13 fewer than 2023
- 41 fewer than 2022

### Armed Robbery Incidents: 13

- +5 higher than 2025
- 13 fewer than 2024
- 23 fewer than 2023
- 38 fewer than 2022



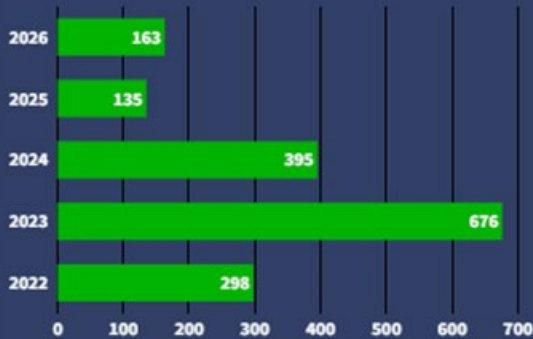
# ORLEANS PARISH CRIME TRENDS AS OF JANUARY 25, 2022-2026

## Property Incidents 2022-2026



### AUTO THEFT

2025-2026 Raw Change: **+28**

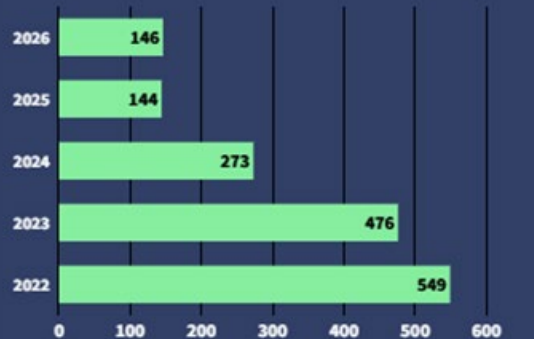


Source: MCC



### VEHICLE BURGLARIES

2025-2026 Raw Change: **+2**

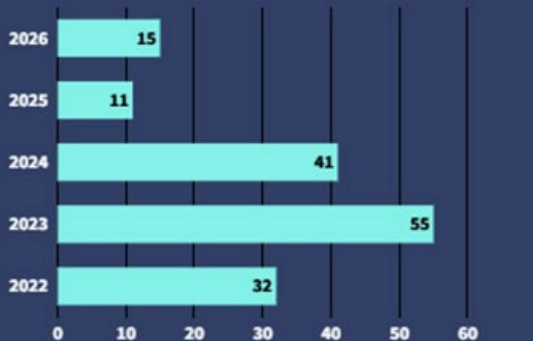


Source: MCC



### BUSINESS BURGLARIES

2025-2026 Raw Change: **+4**



Source: MCC



### RESIDENTIAL BURGLARIES

2025-2026 Raw Change: **-10**



Source: MCC

## As of January 25, 2026:

### Auto Theft Incidents: 163

- +28** higher than 2025
- 232** fewer than 2024
- 513** fewer than 2023
- 135** fewer than 2022

### Vehicle Burglary Incidents: 146

- +2** higher than 2025
- 127** fewer than 2024
- 330** fewer than 2023
- 403** fewer than 2022

### Business Burglary Incidents: 15

- +4** higher than 2025
- 26** fewer than 2024
- 40** fewer than 2023
- 17** fewer than 2022

### Residential Burglary Incidents: 23

- 10** fewer than 2025
- 38** fewer than 2024
- 90** fewer than 2023
- 20** fewer than 2022