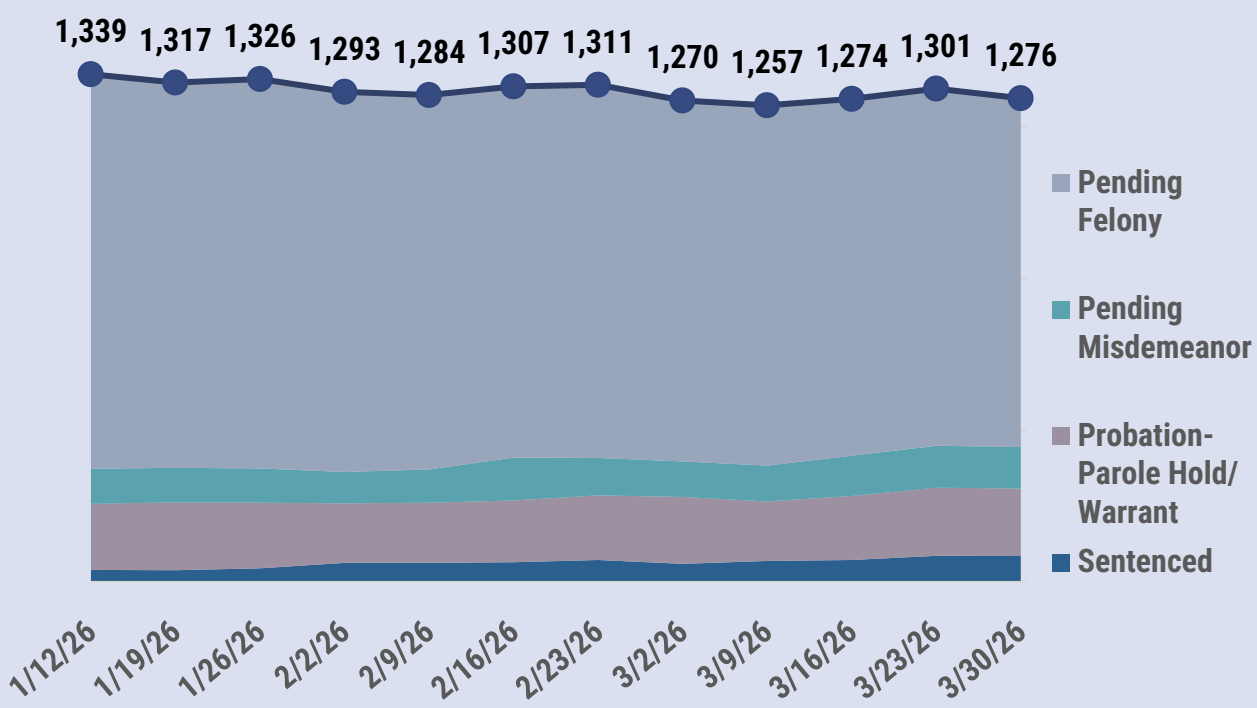




# OPSO INMATE POPULATION SNAPSHOT

## MARCH 30, 2026, | INMATE TRENDS & CHARGES

### Orleans Parish Sheriff's Office 12-Week Inmate Population Trends



**1,276**

Inmates in Custody  
March 30, 2026

↓ -25

Change from Prior  
Week

**1,296**

12-Week Average  
Inmate Population

The Orleans Parish Sheriff's Office housed 1,276 inmates on March 30, 2026, a decrease of 25 from the week before. There were 920 inmates held for pending felony charges who made up 72% of the population. Another 9% were held for warrants or court holds, and 5% had probation or parole holds.

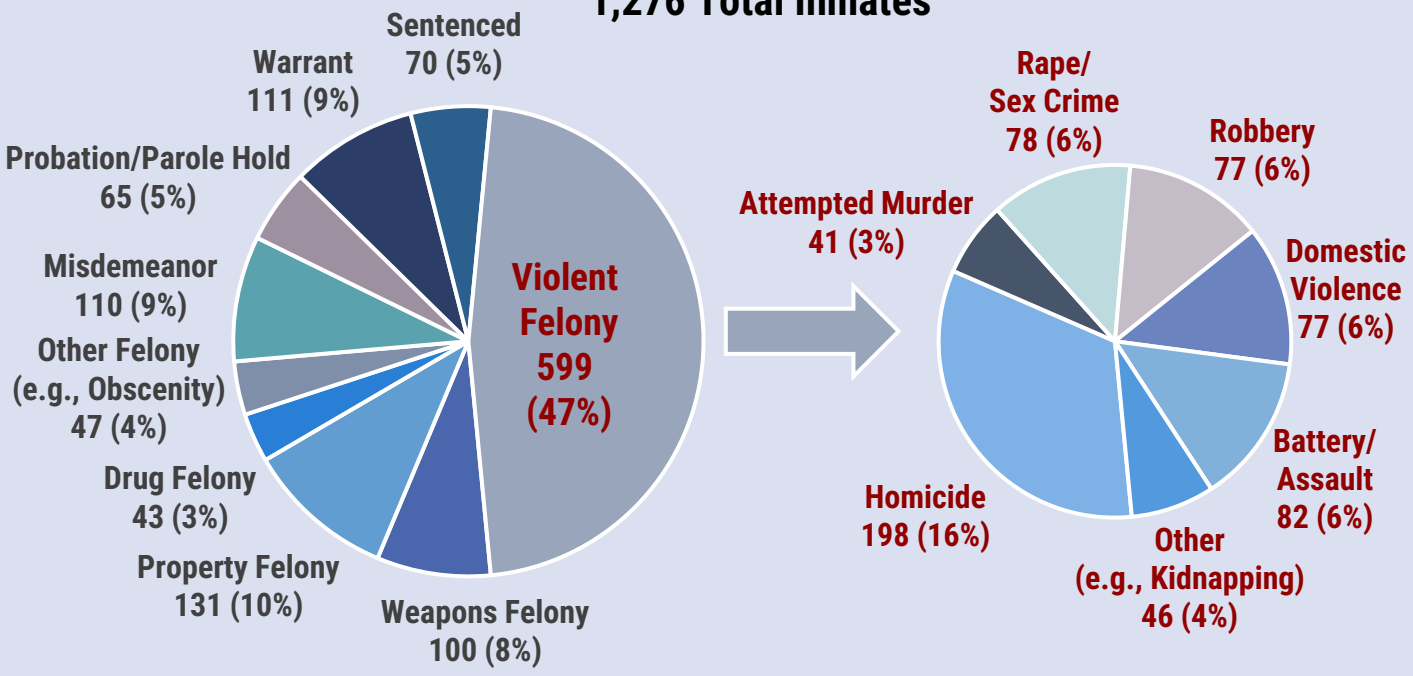
Just under half, 47%, had pending violent felony charges, including 16% charged with homicide. Inmates with pending homicide charges included 15 charged with 1<sup>st</sup> degree

murder, 175 charged with 2<sup>nd</sup> degree murder, 7 charged with manslaughter, and 1 charged with 2<sup>nd</sup> degree feticide.

There were 110 inmates held for pending misdemeanor charges who made up 9% of the population. They included 58 charged with violent misdemeanors with 27 held on misdemeanor domestic violence charges. Another 6 were charged with misdemeanor violations of stay away orders. Fifty-six (56) inmates with misdemeanors as their most serious charges also had probation/parole holds or warrants.

### Most Serious Charge Holding Inmates in Custody – March 30, 2026

1,276 Total Inmates

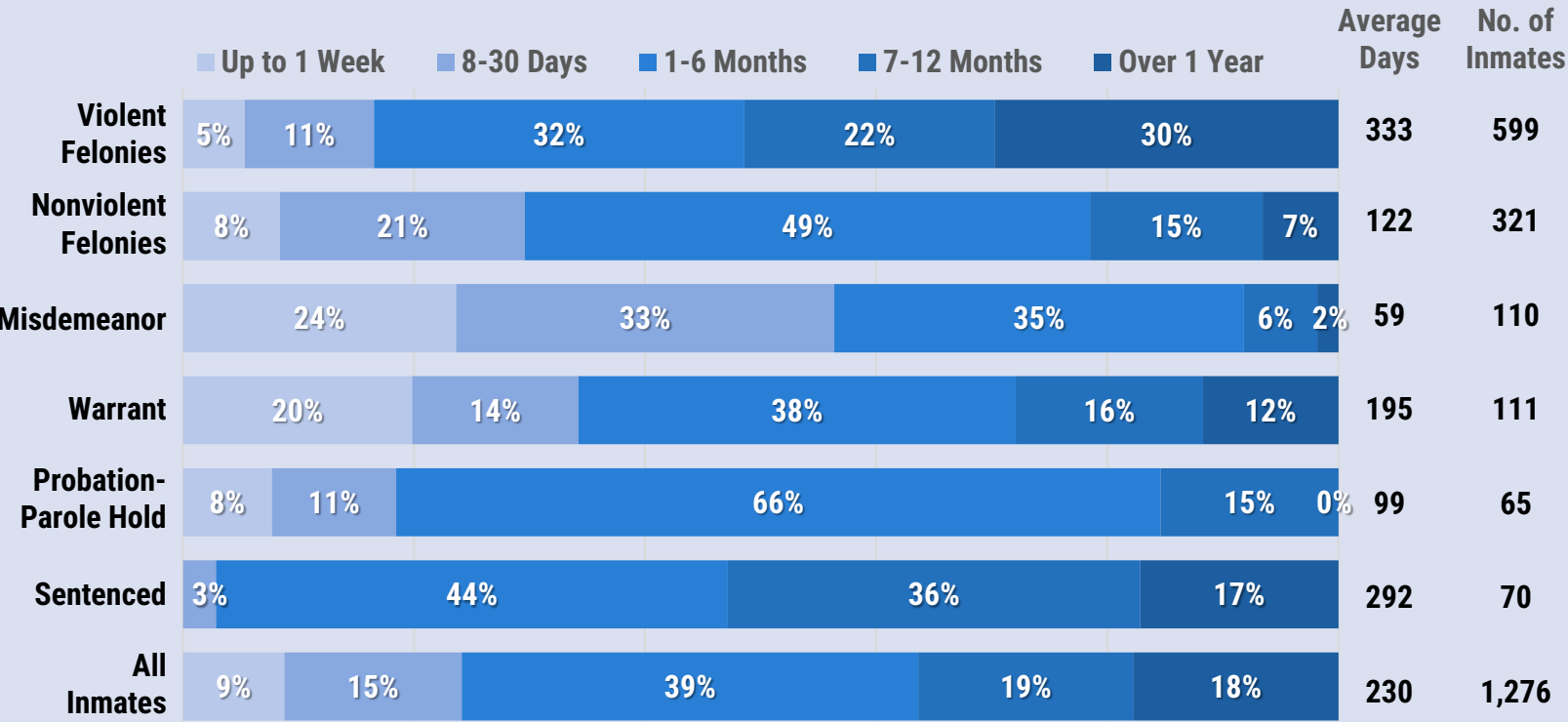




# OPSO INMATE POPULATION SNAPSHOT

## MARCH 30, 2026, | DEMOGRAPHICS & TIME IN CUSTODY

### Inmate Time in Custody by Charge – March 30, 2026



The average time that inmates had been in custody was 230 days, about 7 and a half months. A quarter (24%) of inmates had been held for less than a month, including 9% in custody for a week or less and 15% held from 8 to 30 days.

A 57% majority of inmates held on misdemeanor charges had been in custody less than a month, including 25% in custody for a week or less and 33% in custody 8 to 30 days.

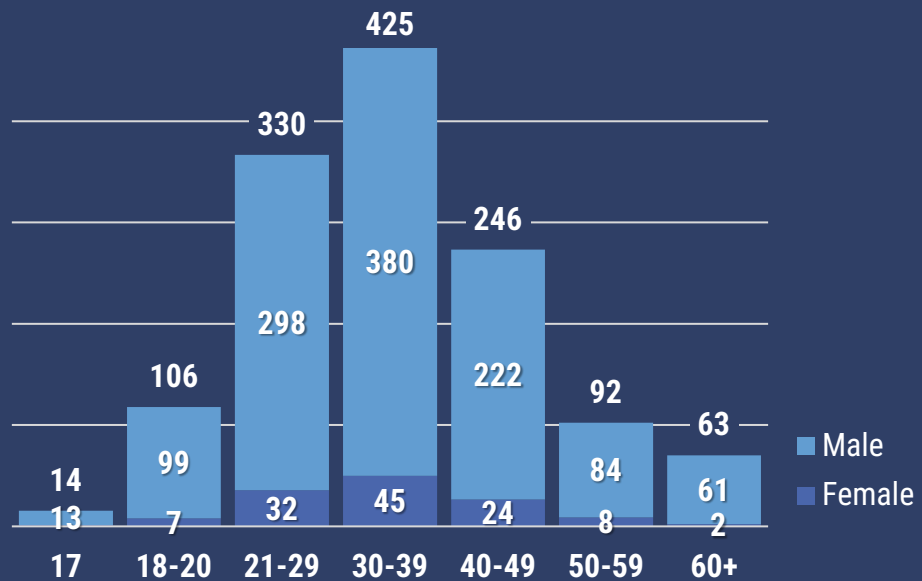
Inmates charged with violent felonies spent the longest

average time in custody, around 333 days, including 30% who had been in custody more than a year.

The 198 inmates charged with homicide had been in custody an average of 521 days, just over 17 months.

There were 70 inmates who were sentenced and no longer had active charges or warrants or probation/parole holds keeping them in custody. It was a month or less since the sentencing of 56% of sentenced inmates.

### Age and Gender of Inmates – March 30, 2026



There were 119 female inmates who made up 9% of the population.

Both male and female inmates were an average of 35 years of age. A third (33%) of inmates were ages 30 to 39. Inmates under the age of 30 made up 35% of the population, and 31% were aged 40 or greater.

There were 14 inmates who were 17 years of age, including 1 female and 13 males. Eleven (11) of the 17-year-old inmates were charged with violent felonies, including 5 charged with 2<sup>nd</sup> degree murder, 4 charged with armed robbery, and 2 charged with aggravated battery or attempted murder.



# OPSO INMATE POPULATION SNAPSHOT MARCH 30, 2026 – DETAILED REVIEW

## Most Serious Charges Holding Inmates in Orleans Parish Sheriff's Office Custody March 30, 2026

Most Serious Charge		Number of Inmates	Percent of Inmates	Average Days in Custody	Median Days in Custody	Total Days in Custody
Violent Felony	Homicide	198	16%	521	383	103,131
	Attempted Murder	41	3%	310	257	12,713
	Rape/Sex Crime	78	6%	410	176	31,966
	Robbery	77	6%	253	197	19,471
	DV Battery/Assault	77	6%	106	45	8,149
	Battery/Assault	82	6%	183	82	15,017
	Aggravated Burglary	3	0%	96	19	289
	Aggravated Criminal Damage	4	0%	161	161	643
	Weapons (e.g., Illegal use of weapons)	9	1%	105	83	945
	Other (e.g., Kidnapping, Home Invasion)	30	2%	231	80	6,921
	<b>Total</b>	<b>599</b>	<b>47%</b>	<b>333</b>	<b>191</b>	<b>199,245</b>
Weapons Felony		100	8%	139	67	13,880
Property Felony	Burglary	42	3%	131	87	5,483
	Theft	73	6%	80	38	5,821
	Criminal Damage	3	0%	20	24	61
	Other (e.g., Unauthorized Entry)	13	1%	85	46	1,110
	<b>Total</b>	<b>131</b>	<b>10%</b>	<b>95</b>	<b>43</b>	<b>12,475</b>
Drug Felony	Drug Distribution	27	2%	104	66	2,798
	Drug Possession	16	1%	92	65	1,467
	<b>Total</b>	<b>43</b>	<b>3%</b>	<b>99</b>	<b>66</b>	<b>4,265</b>
Other Felony (e.g., Negligent Homicide, Child Pornography)		47	4%	183	119	8,606
<b>Felony Total</b>		<b>920</b>	<b>72%</b>	<b>259</b>	<b>136</b>	<b>238,471</b>
Misdemeanor	Violent Misdemeanor	58	5%	44	23	2,523
	Weapons Misdemeanor	2	3%	176	176	352
	Property Misdemeanor	31	2%	70	28	2,163
	Drug Misdemeanor - Possession	4	0%	57	11	226
	Other Misdemeanor (e.g., Violation of a Protective Order, DWI)	15	1%	84	49	1,264
	<b>Total</b>	<b>110</b>	<b>9%</b>	<b>59</b>	<b>25</b>	<b>6,528</b>
Warrant/Court Hold		106	8%	197	52	20,851
Probation/Parole Hold		65	5%	99	70	6,428
Municipal Attachment		5	0%	158	61	788
Sentenced		70	5%	292	197	20,432
<b>Total</b>		<b>1,276</b>	<b>100%</b>	<b>230</b>	<b>104</b>	<b>293,498</b>

Generally, the OPSO has limited ability to reduce the inmate population. Most inmates are held in custody while awaiting screening decisions from prosecutors or for their charges to be resolved under a judge's case management.

Methodology: The MCC received a list of OPSO inmates and charges that were filed against them. Inmates were categorized by the most serious actively pending charge holding them in custody.