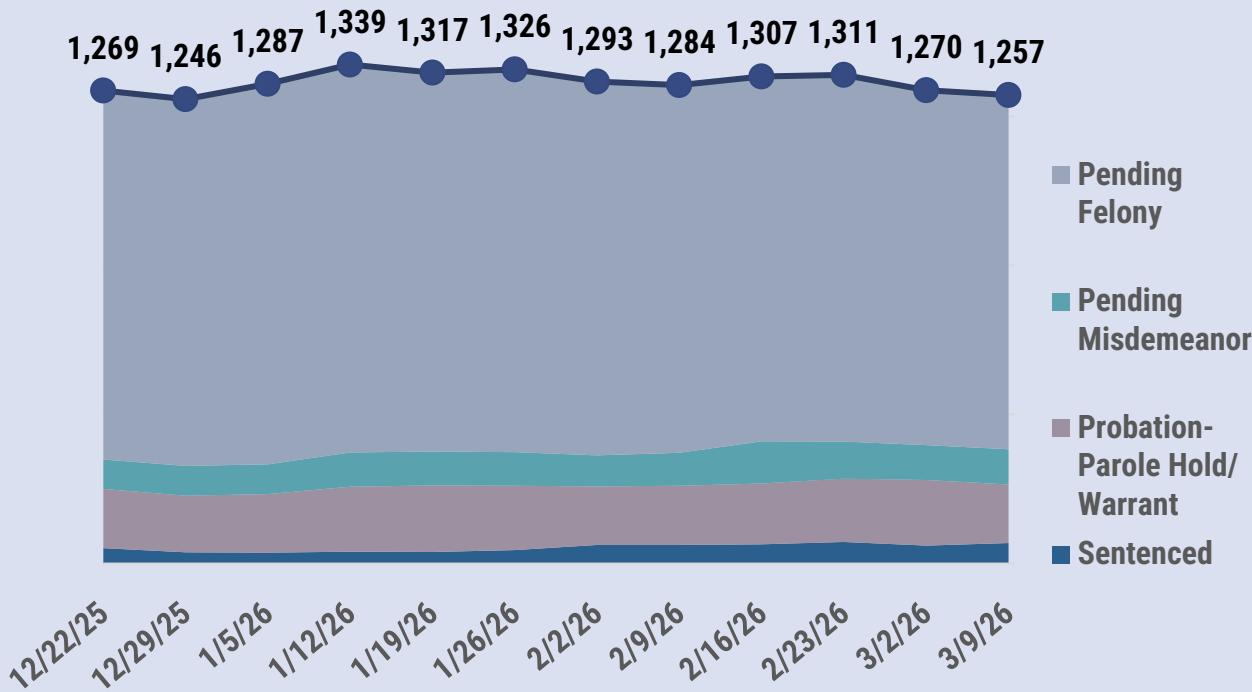




# OPSO INMATE POPULATION SNAPSHOT

## MARCH 9, 2026, | INMATE TRENDS & CHARGES

### Orleans Parish Sheriff's Office 12-Week Inmate Population Trends



**1,257**  
Inmates in Custody  
Mar. 9, 2026

↓ -13

Change from Prior Week

**1,292**  
12-Week Average  
Inmate Population

Over the past 2 weeks, the Orleans Parish Sheriff's Office's inmate population declined by 54 or 4% to 1,257 in custody. The inmate population declined by 13 on March 9, 2026.

A total of 950 inmates had pending felony charges, accounting for 76% of the population, including 625 inmates or 50% held for violent felony charges.

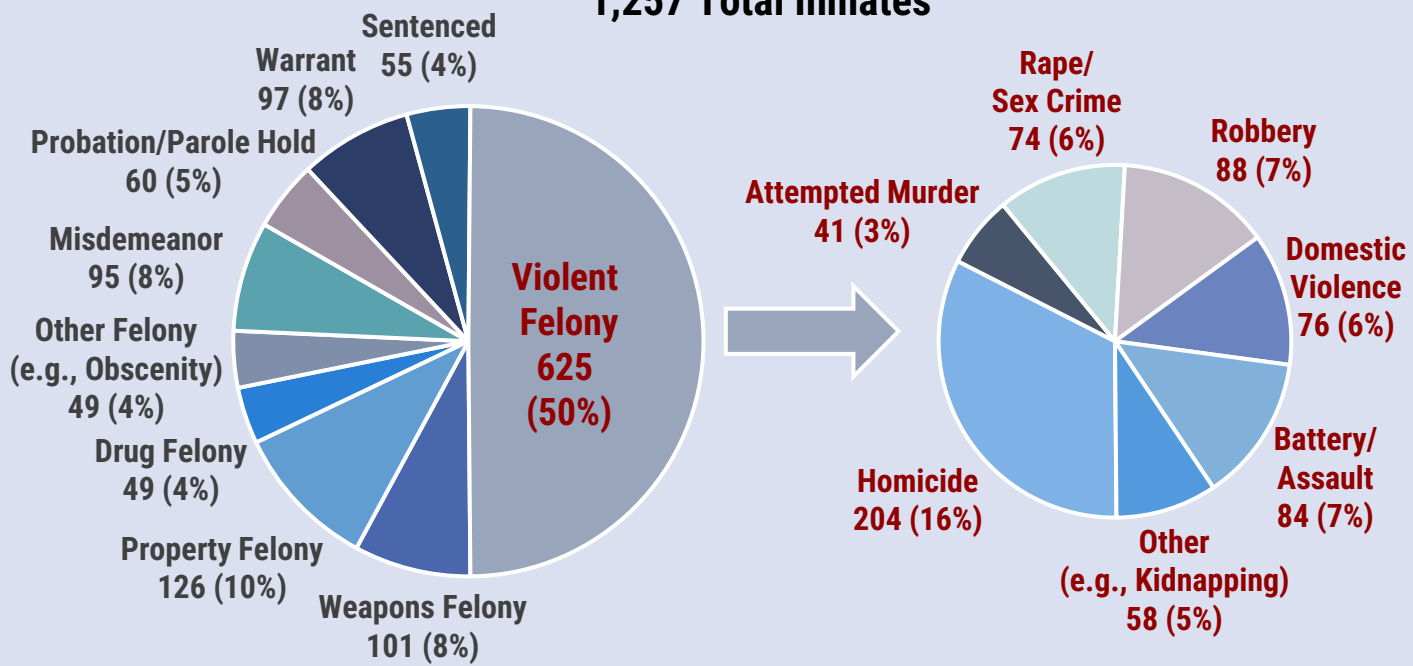
The most common pending charge was homicide that was holding 204 inmates, 16% of the population, in custody.

Pending misdemeanor charges held 95 inmates or 8% in custody. They included 48 charged with violent misdemeanors (e.g., domestic violence), and 45 with a warrant or probation/parole hold keeping them in custody.

The 126 inmates charged with property felonies made up 10% of the population. They included 70 charged with felony theft, 40 charged with burglary, and 16 charged with 'other' property felonies such as criminal damage or unauthorized entry of an inhabited dwelling.

### Most Serious Charge Holding Inmates in Custody – Mar. 9, 2026

**1,257 Total Inmates**

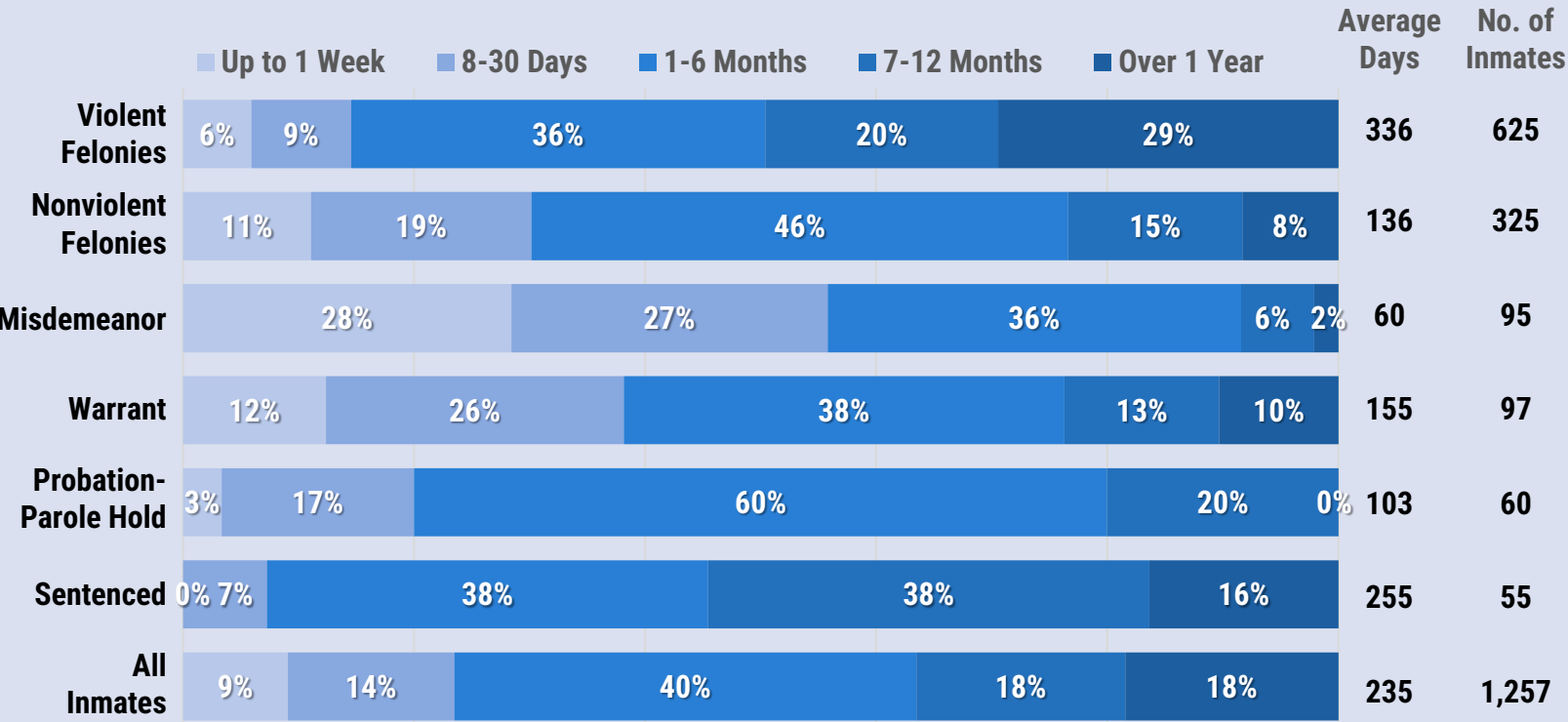




# OPSO INMATE POPULATION SNAPSHOT

## MARCH 9, 2026, | DEMOGRAPHICS & TIME IN CUSTODY

### Inmate Time in Custody by Charge – Mar. 9, 2026



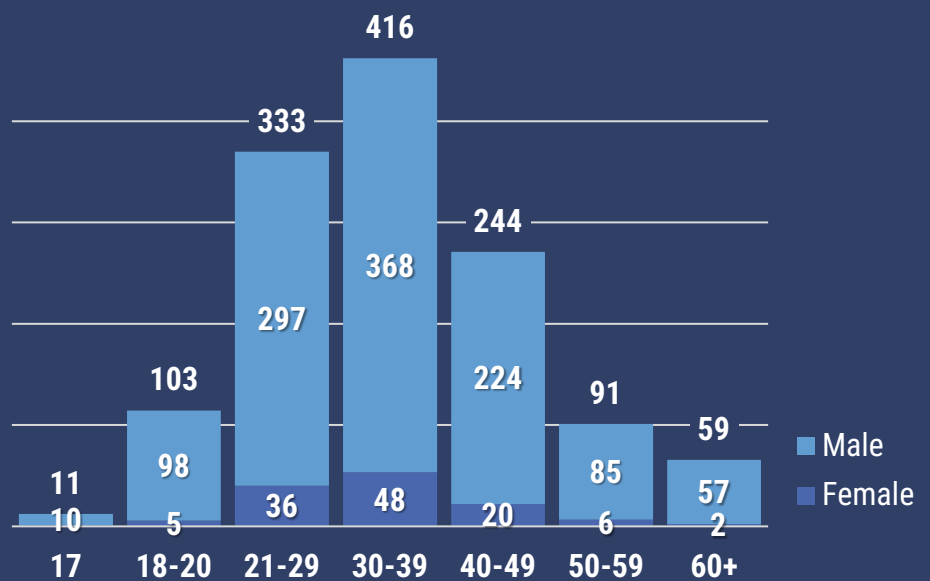
**Inmates averaged 235 days in custody, almost 8 months.** Nine percent (9%) had been in custody 1 week or less, and 18% had been in custody over 1 year. **Inmates who had been in custody more than 1 year included 79% charged with violent felonies and 4% charged with weapons felonies.**

Inmates charged with violent felonies had been in custody an average of 336 days (11 months). **Half (49%) of violent felony inmates had been in custody from 7-12 months (20%) or over 1 year (29%).**

**The 204 inmates charged with homicide had been in custody an average of 545 days, almost 18 months each.** The combined 111,134 days that inmates were in custody on homicide charges accounted for 38% of the 295,047 days that all inmates had been held by the Sheriff's Office.

**The 60 inmates with probation/parole holds as their most serious charges spent an average of 103 days in custody.** None of them (0%) had been in custody more than 1 year, and 80% had been in custody 6 months or less.

### Age and Gender of Inmates – Mar. 9, 2026



There were 118 female inmates who made up 9% of the population. Just over a third (36%) of female inmates were charged with violent felonies, compared to 51% of male inmates with violent felony charges.

Both male and female inmates were an average of 35 years of age, and a third (33%) were aged 30 to 39.

There were 11 inmates who were 17 years of age, including 1 female and 10 males. The female 17-year-old was charged with armed robbery. Charges against male 17-year-old inmates included 5 charged with 2<sup>nd</sup> degree murder, 3 charged with aggravated battery or attempted murder, and 2 charged with burglary or unauthorized entry of a business.



# OPSO INMATE POPULATION SNAPSHOT MARCH 9, 2026 – DETAILED REVIEW

## Most Serious Charges Holding Inmates in Orleans Parish Sheriff's Office Custody March 9, 2026

Most Serious Charge		Number of Inmates	Percent of Inmates	Average Days in Custody	Median Days in Custody	Total Days in Custody
Violent Felony	Homicide	204	16%	545	409	111,134
	Attempted Murder	41	3%	339	292	13,913
	Rape/Sex Crime	74	6%	426	188	31,528
	Robbery	88	7%	241	175	21,180
	DV Battery/Assault	76	6%	110	50	8,349
	Battery/Assault	84	7%	155	72	13,037
	Aggravated Burglary	1	0%	236	236	236
	Aggravated Criminal Damage	6	0%	151	140	906
	Weapons (e.g., Illegal use of weapons)	14	1%	86	72	1,197
	Other (e.g., Kidnapping, Home Invasion)	37	3%	226	100	8,357
	<b>Total</b>	<b>625</b>	<b>50%</b>	<b>336</b>	<b>179</b>	<b>209,837</b>
Weapons Felony		101	8%	161	72	16,270
Property Felony	Burglary	40	3%	139	94	5,563
	Theft	70	6%	80	35	5,581
	Criminal Damage	3	0%	75	3	225
	Other (e.g., Unauthorized Entry)	13	1%	101	30	1,314
	<b>Total</b>	<b>126</b>	<b>10%</b>	<b>101</b>	<b>55</b>	<b>12,683</b>
Drug Felony	Drug Distribution	29	2%	113	52	3,271
	Drug Possession	20	2%	93	48	1,856
	<b>Total</b>	<b>49</b>	<b>4%</b>	<b>105</b>	<b>48</b>	<b>5,127</b>
Other Felony (e.g., Negligent Homicide, Child Pornography)		49	4%	208	98	10,189
Felony Total		950	76%	267	138	254,106
Misdemeanor	Violent Misdemeanor	48	4%	46	23	2,196
	Weapons Misdemeanor	3	5%	104	91	311
	Property Misdemeanor	25	2%	60	27	1,503
	Drug Misdemeanor - Possession	3	0%	180	179	539
	Other Misdemeanor (e.g., Violation of a Protective Order, DWI)	16	1%	70	26	1,125
	<b>Total</b>	<b>95</b>	<b>8%</b>	<b>60</b>	<b>25</b>	<b>5,674</b>
Warrant/Court Hold		96	8%	155	62	14,841
Probation/Parole Hold		60	5%	103	82	6,184
Municipal Attachment		1	0%	215	215	215
Sentenced		55	4%	255	201	14,027
<b>Total</b>		<b>1,257</b>	<b>100%</b>	<b>235</b>	<b>115</b>	<b>295,047</b>

Generally, the OPSO has limited ability to reduce the inmate population. Most inmates are held in custody while awaiting screening decisions from prosecutors or for their charges to be resolved under a judge's case management.

Methodology: The MCC received a list of OPSO inmates and charges that were filed against them. Inmates were categorized by the most serious actively pending charge holding them in custody.