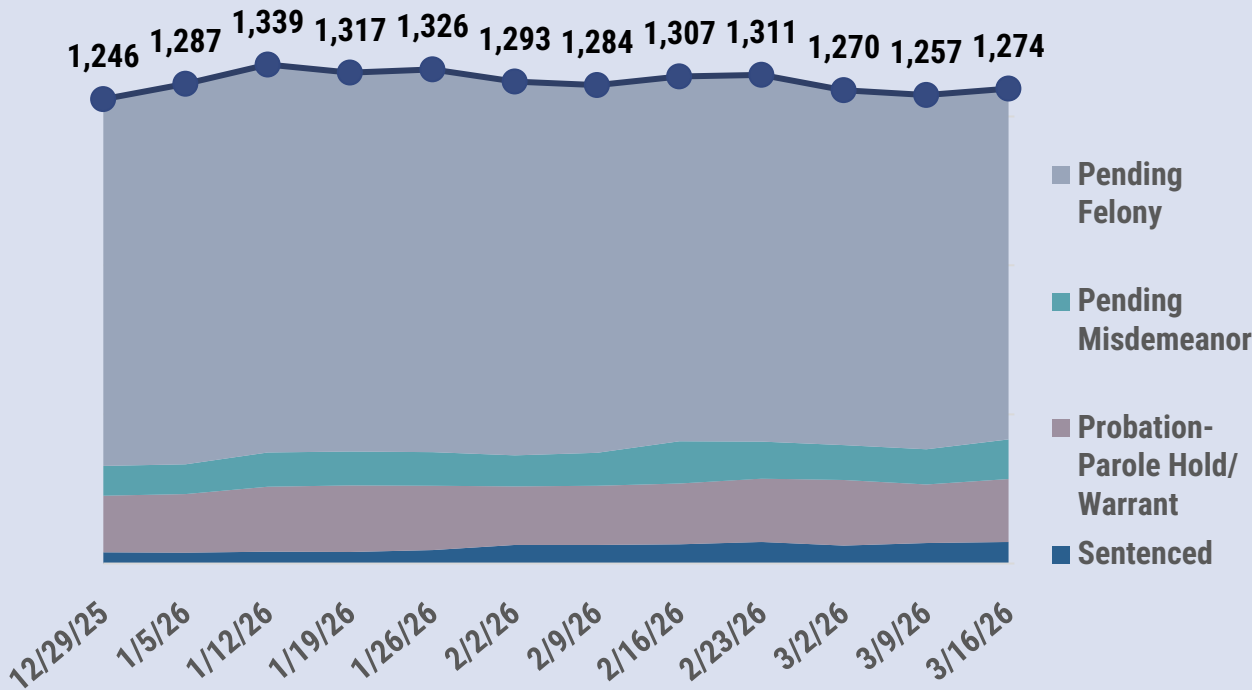




OPSO INMATE POPULATION SNAPSHOT

MARCH 16, 2026, | INMATE TRENDS & CHARGES

Orleans Parish Sheriff's Office 12-Week Inmate Population Trends



1,274
Inmates in Custody
March 16, 2026

+17
Change from Prior Week

1,293
12-Week Average
Inmate Population

The Orleans Parish Sheriff's Office had 1,274 inmates on March 16, 2026, an increase of 17 from the week before. Over the past 12 weeks, the inmate population ranged from a low of 1,246 to a high of 1,339.

Three-fourths (74%) in custody, 941 inmates, were held for pending felony charges, including 621 inmates or 49% charged with violent felonies.

Homicide was the most common charge holding inmates in

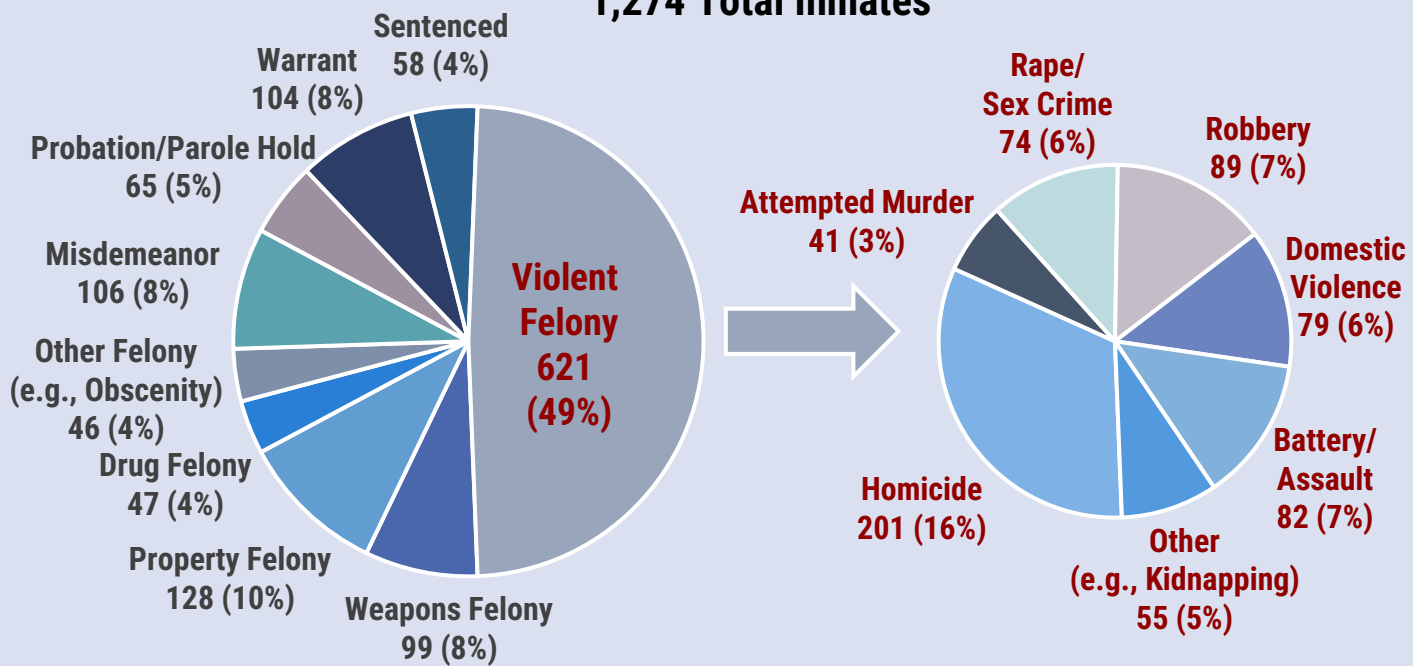
custody and accounted for 201 held in custody or 16% of the total population.

There were 106 inmates held for pending misdemeanor charges who made up 8% of the population. They included 58 charged with violent misdemeanors and 50 with a warrant or probation/parole hold in addition to misdemeanor charges.

Eight percent (8%), 104 inmates, were held in custody for a warrant or court hold.

Most Serious Charge Holding Inmates in Custody – March 16, 2026

1,274 Total Inmates

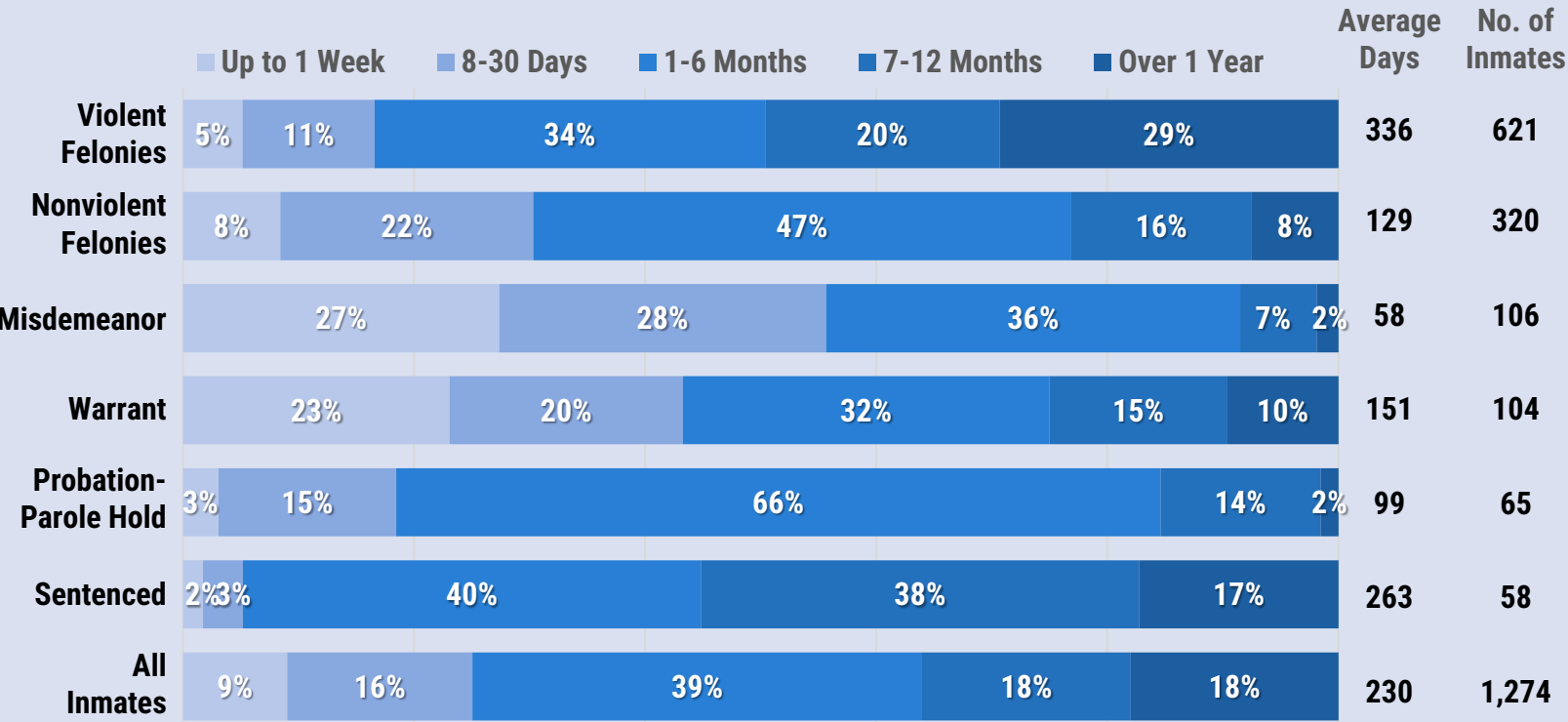




OPSO INMATE POPULATION SNAPSHOT

MARCH 16, 2026, | DEMOGRAPHICS & TIME IN CUSTODY

Inmate Time in Custody by Charge – March 16, 2026



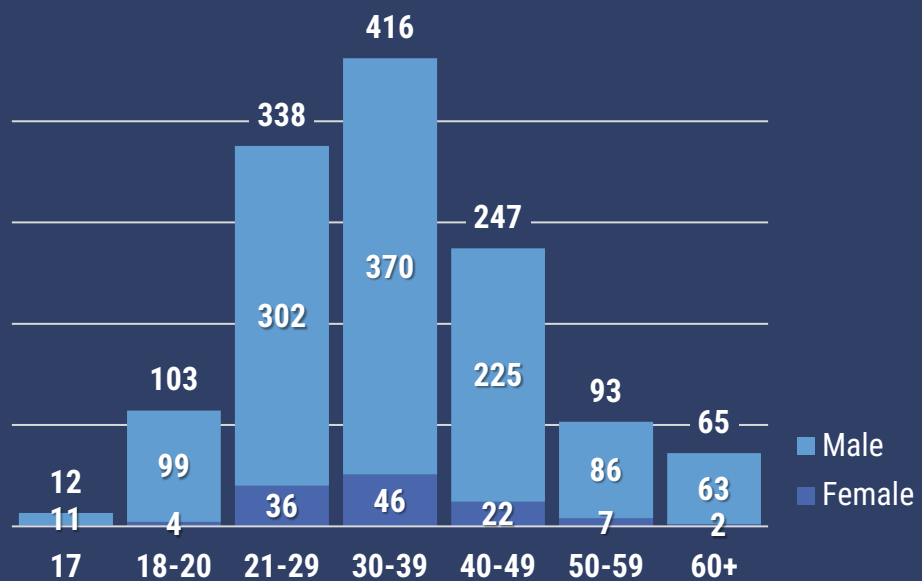
Inmates had been in custody an average of 230 days, around 7 and a half months. A quarter (25%) of inmates were in custody for less than a month, including 9% held for up to a week and 16% held from 8 to 30 days.

The 106 inmates held for misdemeanor charges had the shortest average time in custody of 58 days (2 months). A 98% majority of inmates held for misdemeanors had been in custody less than a year with 55% in custody up to a week (27%) or from 8-30 days (28%).

The 49% of inmates charged with violent felonies had the longest average time in custody of 336 days, 11 months.

Inmates charged with homicide averaged 549 days or 18 months in custody. They included 47 (23%) in custody over 2 years and 24 (12%) in custody over 3 years. **The 110,434 total days inmates spent in custody for homicide charges accounted for 38% of the total 293,546 days that all inmates were held by the Orleans Parish Sheriff's Office.**

Age and Gender of Inmates – March 16, 2026



There were 118 female inmates who made up 9% of the population.

Both male and female inmates were an average of 35 years of age. A third (33%) of inmates were ages 30 to 39. Inmates under the age of 30 made up 36% of the population, and 32% were aged 40 or greater.

There were 12 inmates who were 17 years of age, including 1 female and 11 males. The female 17-year-old was charged with armed robbery. Charges against male 17-year-old inmates included 5 charged with 2nd degree murder, 5 charged with aggravated battery or attempted murder, and 1 charged with burglary.



OPSO INMATE POPULATION SNAPSHOT MARCH 16, 2026 – DETAILED REVIEW

Most Serious Charges Holding Inmates in Orleans Parish Sheriff's Office Custody March 16, 2026

Most Serious Charge		Number of Inmates	Percent of Inmates	Average Days in Custody	Median Days in Custody	Total Days in Custody
Violent Felony	Homicide	201	16%	549	386	110,434
	Attempted Murder	41	3%	320	255	13,118
	Rape/Sex Crime	74	6%	425	189	31,442
	Robbery	89	7%	239	178	21,284
	DV Battery/Assault	79	6%	100	52	7,862
	Battery/Assault	82	6%	181	86	14,818
	Aggravated Burglary	2	0%	124	124	248
	Aggravated Criminal Damage	5	0%	128	138	641
	Weapons (e.g., Illegal use of weapons)	13	1%	86	69	1,113
	Other (e.g., Kidnapping, Home Invasion)	35	3%	220	69	7,709
	Total	621	49%	336	179	208,669
Weapons Felony		99	8%	164	77	16,241
Property Felony	Burglary	43	3%	130	87	5,610
	Theft	69	5%	82	29	5,679
	Criminal Damage	2	0%	14	14	28
	Other (e.g., Unauthorized Entry)	14	1%	103	39	1,443
	Total	128	10%	100	45	12,760
Drug Felony	Drug Distribution	26	2%	117	61	3,039
	Drug Possession	21	2%	89	53	1,862
	Total	47	4%	104	55	4,901
Other Felony (e.g., Negligent Homicide, Child Pornography)		46	4%	163	94	7,494
Felony Total		941	74%	266	133	250,065
Misdemeanor	Violent Misdemeanor	58	5%	41	18	2,382
	Weapons Misdemeanor	3	5%	137	98	412
	Property Misdemeanor	24	2%	63	17	1,505
	Drug Misdemeanor - Possession	3	0%	178	186	535
	Other Misdemeanor (e.g., Violation of a Protective Order, DWI)	18	1%	74	35	1,328
	Total	106	8%	58	24	6,162
Warrant/Court Hold		102	8%	151	56	15,395
Probation/Parole Hold		65	5%	99	69	6,414
Municipal Attachment		2	0%	135	135	269
Sentenced		58	5%	263	211	15,241
Total		1,274	100%	230	110	293,546

Generally, the OPSO has limited ability to reduce the inmate population. Most inmates are held in custody while awaiting screening decisions from prosecutors or for their charges to be resolved under a judge's case management.

Methodology: The MCC received a list of OPSO inmates and charges that were filed against them. Inmates were categorized by the most serious actively pending charge holding them in custody.