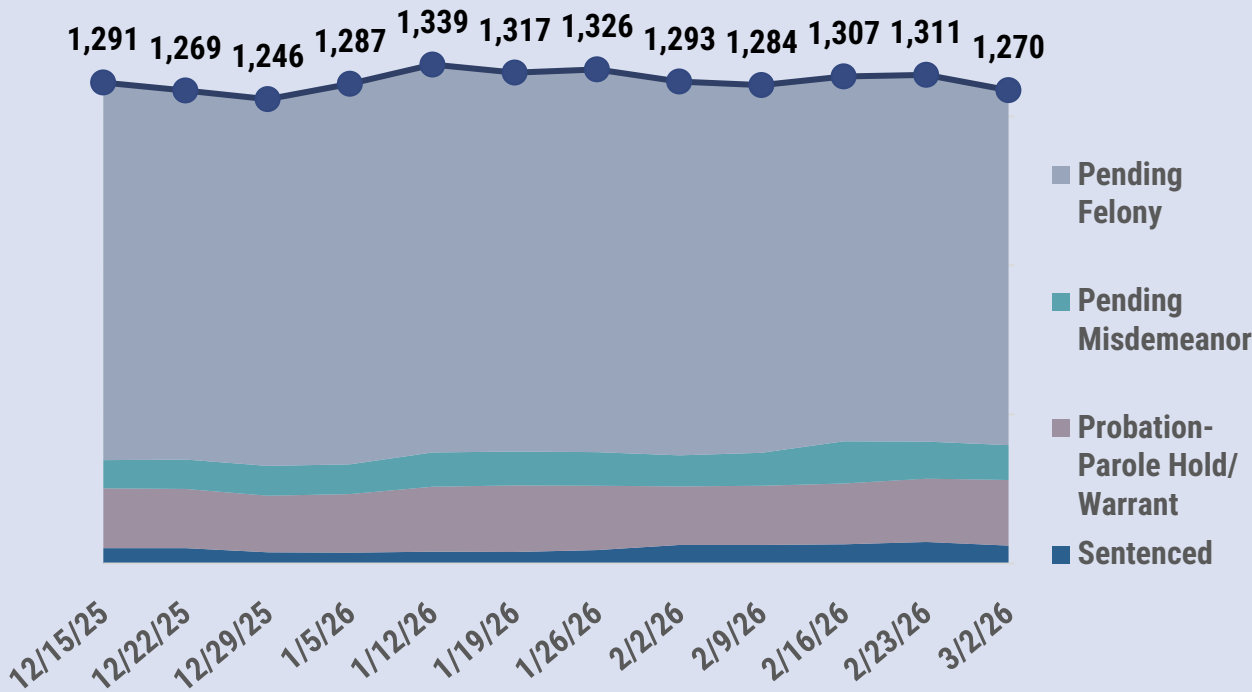




# OPSO INMATE POPULATION SNAPSHOT

## MARCH 2, 2026, | INMATE TRENDS & CHARGES

### Orleans Parish Sheriff's Office 12-Week Inmate Population Trends



**1,270**  
Inmates in Custody  
Mar. 2, 2026

↓ -41

Change from Prior Week

**1,295**  
12-Week Average  
Inmate Population

The jail serves as a pretrial facility to hold inmates as their charges are prosecuted.

The number of inmates in Orleans Parish Sheriff's Office custody went down by 41 compared to the week before, the largest decline across the past 12 weeks.

Over 90% of inmates were held for felony charges or felony warrants or probation/parole holds. The 952 inmates with pending felony charges accounted for 75% of the population,

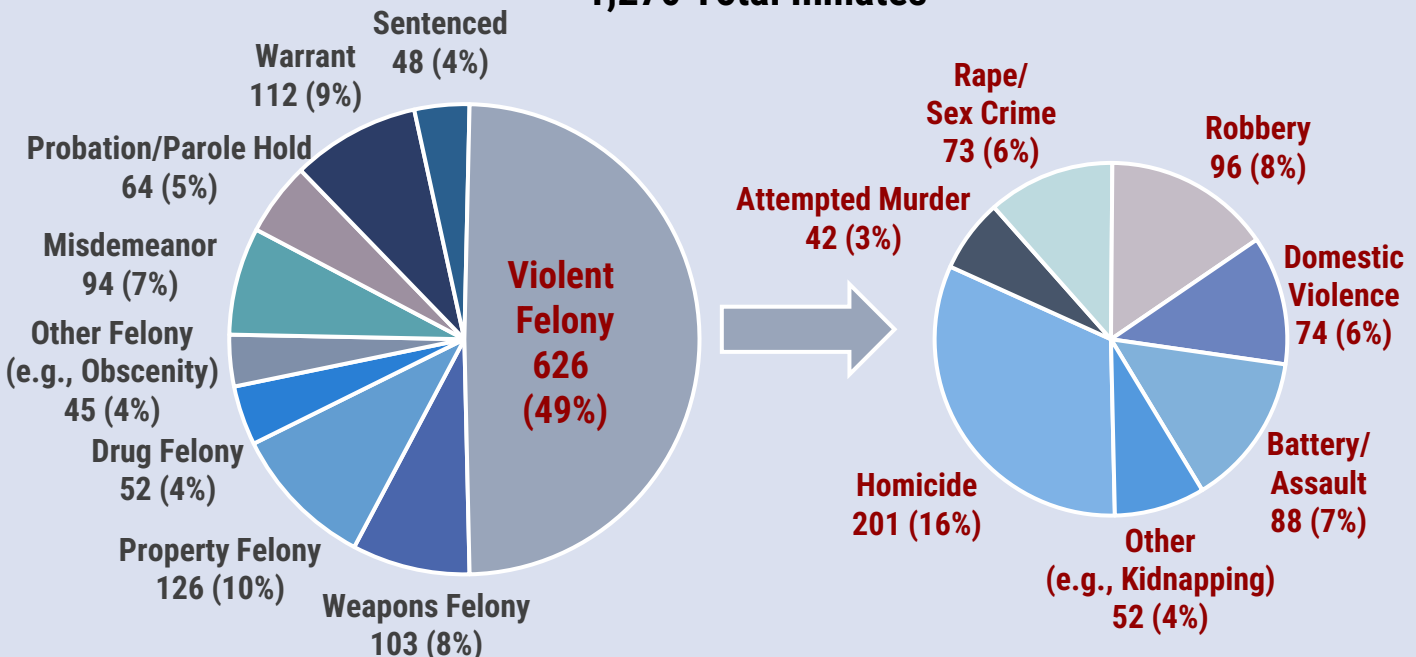
including 49% charged with violent felonies.

Inmates charged with homicide made up 15% of the population. They included 16 charged with 1<sup>st</sup> degree murder, 178 charged with 2<sup>nd</sup> degree murder, and 7 charged with manslaughter.

There were 48 sentenced inmates with no open or pending charges who made up 4% of the population. It had been an average of 31 days since these inmates were sentenced.

### Most Serious Charge Holding Inmates in Custody – Mar. 2, 2026

**1,270 Total Inmates**

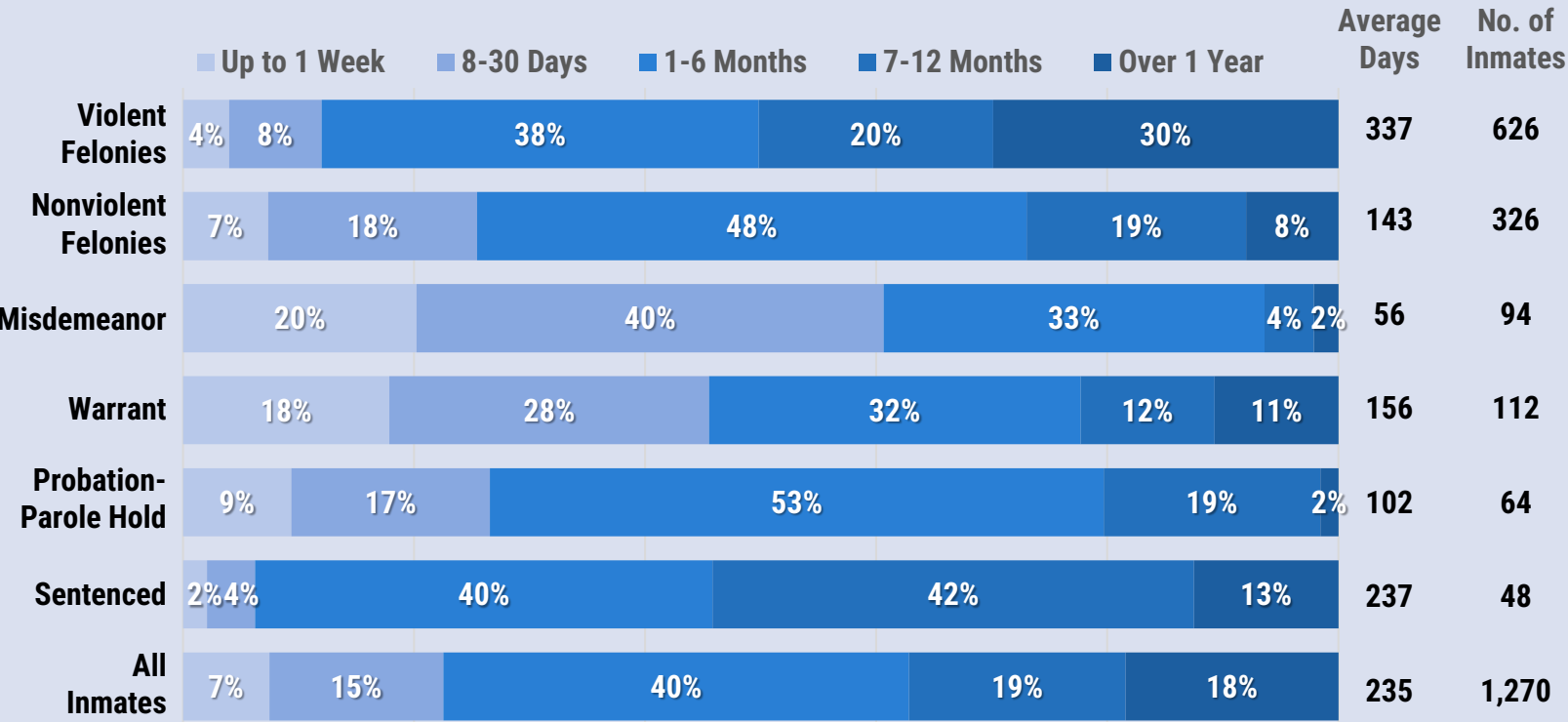




# OPSO INMATE POPULATION SNAPSHOT

## MARCH 2, 2026, | DEMOGRAPHICS & TIME IN CUSTODY

### Inmate Time in Custody by Charge – Mar. 2, 2026



**On average, inmates had been in custody 235 days, almost 8 months.**

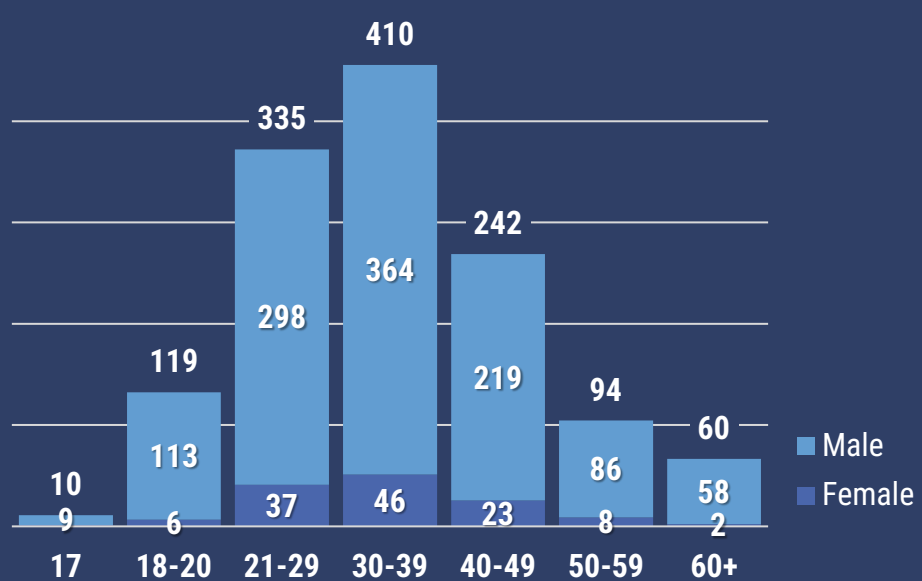
There were 95 inmates who had been in custody 7 days or less who made up 7% of the inmate population.

Inmates who spent more than a year in custody made up 18% of the population (230 inmates). **An 80% majority of those who had been in custody over 1 year were charged with violent felonies.**

**The 201 inmates charged with homicide had been in custody an average of 552 days, over 18 months.** They spent a combined total of 111,032 days in OPSO custody, which accounted for 37% of the 298,001 total days all inmates had been in custody.

**The shortest time in custody was with the 94 inmates held for misdemeanor charges.** Inmates charged with misdemeanors had been in custody an average of 56 days, almost 2 months, and 60% had been held 30 days or less.

### Age and Gender of Inmates – Mar. 2, 2026



There were 123 female inmates who made up 10% of the population. Just over a third (36%) of female inmates were charged with violent felonies, compared to 51% of male inmates with violent felony charges.

Inmates were an average of 35 years of age, and a third (32%) were aged 30 to 39.

Ten (10) inmates were 17 years of age. There was 1 female 17-year-old who was held for armed robbery. The 9 male 17-year-olds included 4 charged with murder, 4 charged with other violent felonies, and 1 charged with burglary.

There were 9 inmates aged 70 or older.



# OPSO INMATE POPULATION SNAPSHOT MARCH 2, 2026 – DETAILED REVIEW

## Most Serious Charges Holding Inmates in Orleans Parish Sheriff's Office Custody March 2, 2026

Most Serious Charge		Number of Inmates	Percent of Inmates	Average Days in Custody	Median Days in Custody	Total Days in Custody
Violent Felony	Homicide	201	16%	552	415	111,032
	Attempted Murder	42	3%	333	289	13,980
	Rape/Sex Crime	73	6%	427	183	31,155
	Robbery	96	8%	223	164	21,388
	DV Battery/Assault	74	6%	120	69	8,890
	Battery/Assault	88	7%	162	77	14,290
	Aggravated Burglary	1	0%	229	229	229
	Aggravated Criminal Damage	5	0%	114	124	571
	Weapons (e.g., Illegal use of weapons)	11	1%	88	74	966
	Other (e.g., Kidnapping, Home Invasion)	35	3%	235	145	8,229
	<b>Total</b>	<b>626</b>	<b>49%</b>	<b>337</b>	<b>182</b>	<b>210,730</b>
Weapons Felony		103	8%	163	96	16,795
Property Felony	Burglary	40	3%	150	103	6,003
	Theft	73	6%	81	41	5,927
	Criminal Damage	1	0%	215	215	215
	Other (e.g., Unauthorized Entry)	12	1%	130	75	1,564
	<b>Total</b>	<b>126</b>	<b>10%</b>	<b>109</b>	<b>67</b>	<b>13,709</b>
Drug Felony	Drug Distribution	31	2%	127	75	3,925
	Drug Possession	21	2%	100	41	2,091
	<b>Total</b>	<b>52</b>	<b>4%</b>	<b>116</b>	<b>58</b>	<b>6,016</b>
Other Felony (e.g., Negligent Homicide, Child Pornography)		45	4%	225	125	10,133
<b>Felony Total</b>		<b>952</b>	<b>75%</b>	<b>270</b>	<b>141</b>	<b>257,383</b>
Misdemeanor	Violent Misdemeanor	54	4%	42	19	2,278
	Weapons Misdemeanor	2	4%	43	43	86
	Property Misdemeanor	23	2%	56	21	1,282
	Drug Misdemeanor - Possession	3	0%	173	172	518
	Other Misdemeanor (e.g., Violation of a Protective Order, DWI)	12	1%	89	55	1,069
	<b>Total</b>	<b>94</b>	<b>7%</b>	<b>56</b>	<b>23</b>	<b>5,233</b>
Warrant/Court Hold		110	9%	157	52	17,261
Probation/Parole Hold		64	5%	102	78	6,534
Municipal Attachment		2	0%	105	105	209
Sentenced		48	4%	237	195	11,381
<b>Total</b>		<b>1,270</b>	<b>100%</b>	<b>235</b>	<b>115</b>	<b>298,001</b>

Generally, the OPSO has limited ability to reduce the inmate population. Most inmates are held in custody while awaiting screening decisions from prosecutors or for their charges to be resolved under a judge's case management.

Methodology: The MCC received a list of OPSO inmates and charges that were filed against them. Inmates were categorized by the most serious actively pending charge holding them in custody.