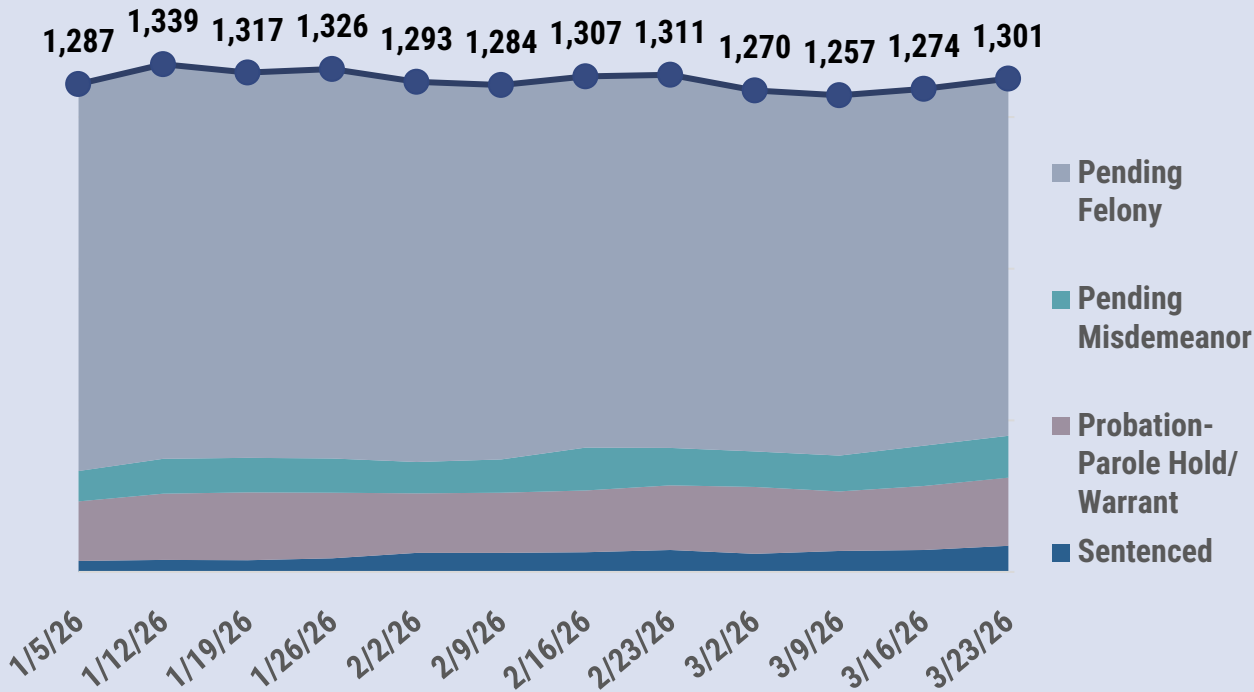




OPSO INMATE POPULATION SNAPSHOT

MARCH 23, 2026, | INMATE TRENDS & CHARGES

Orleans Parish Sheriff's Office 12-Week Inmate Population Trends



1,301
Inmates in Custody
March 23, 2026

+27
Change from Prior Week

1,297
12-Week Average
Inmate Population

On March 23, 2026, the Orleans Parish inmate population reached 1,301, an increase of 27 compared to the prior week

Nearly three-fourths (72%) of inmates were held for felony charges, with 47% (612 inmates) held for violent felonies.

Homicide was the most common charge holding inmates in custody. The average length of time in custody was 552 days, over a year and a half.

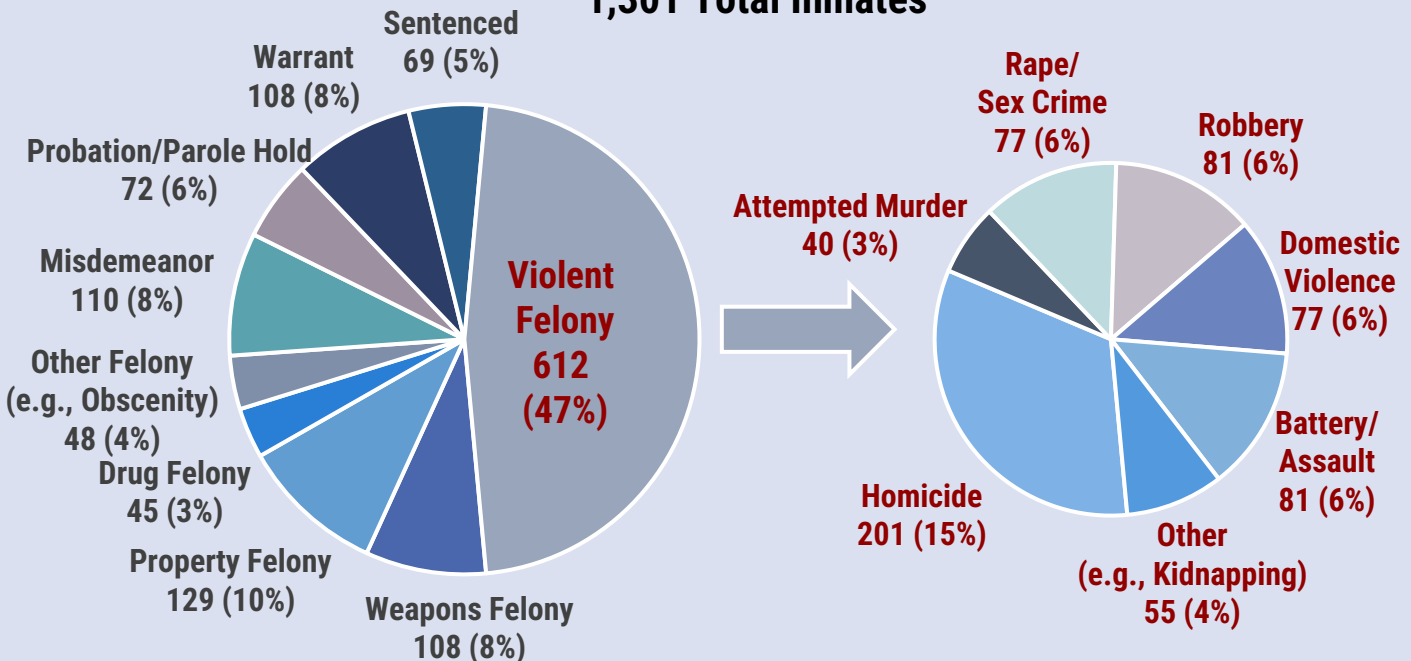
The 110 inmates held for misdemeanor charges accounted for 8% of the total inmate population. Over half (59%) were charged with violent misdemeanors.

Eight percent (8%), 108 inmates, were held in custody for a warrant or court hold. Six percent (6%), 72 inmates were held on probation or parole violations.

The 69 sentenced inmates had spent an average of 8 months (249 days) in custody.

Most Serious Charge Holding Inmates in Custody – March 23, 2026

1,301 Total Inmates

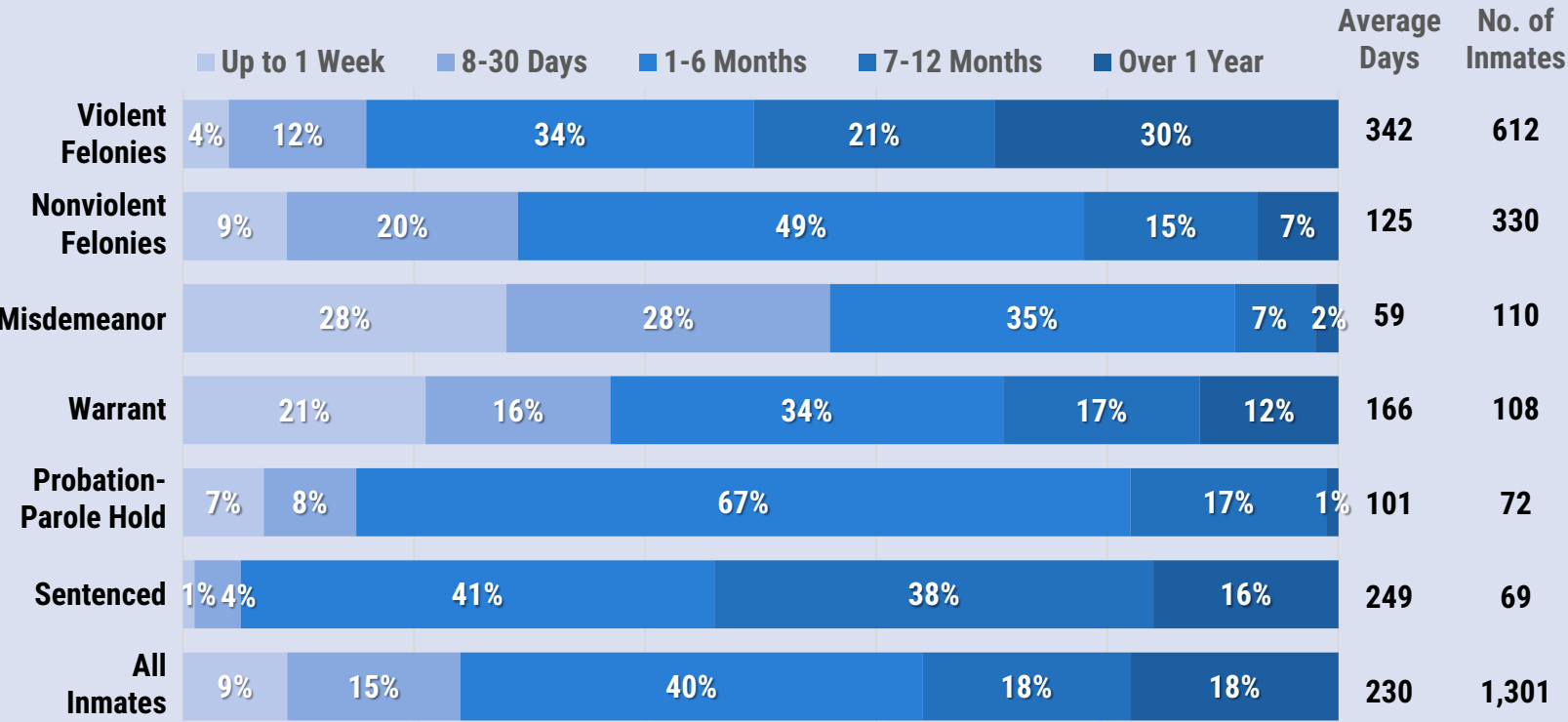




OPSO INMATE POPULATION SNAPSHOT

MARCH 23, 2026, | DEMOGRAPHICS & TIME IN CUSTODY

Inmate Time in Custody by Charge – March 23, 2026



Inmates had been in custody an average of 230 days, around 7 and a half months. A quarter (24%) of inmates were in custody for less than a month, including 9% held for up to a week and 15% held from 8 to 30 days.

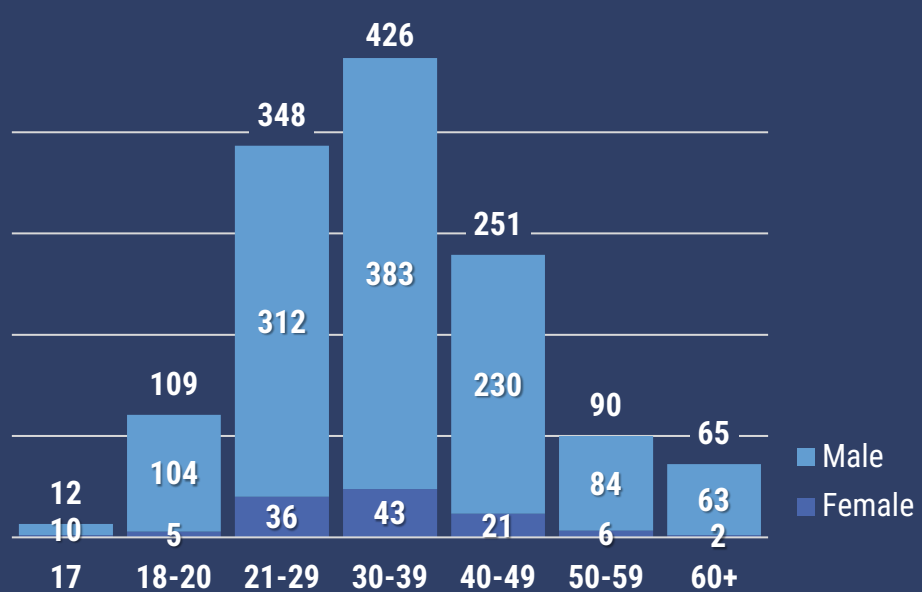
The 110 inmates held for misdemeanor charges had the shortest average time in custody of 59 days (2 months). A 98% majority of inmates held for misdemeanors had been in custody less than a year with 56% in custody up to a week (28%) or from 8-30 days (28%).

The 47% of inmates charged with violent felonies had the longest average time in custody of 342 days, 11 months.

The 25% of inmates charged with nonviolent felonies spent an average of 125 days, just over 4 months.

More than half (54%) of sentenced inmates had spent longer than 7 months in custody. Sentenced inmates included 38% who had been in custody between 7-12 months 16% who had been in custody longer than a year.

Age and Gender of Inmates – March 23, 2026



There were 115 female inmates who made up 9% of the population.

Male inmates were an average of 35 years old and female inmates were an average of 34 years old. Over two-thirds (68%) of inmates were under the age of 40.

There were 12 inmates who were 17 years of age, including 2 females and 10 males. Charges against 17-year-old inmates included 2nd degree murder, attempted 1st degree murder, felony battery/assault, armed robbery with a firearm, sexual battery, and one charged with simple burglary.



OPSO INMATE POPULATION SNAPSHOT MARCH 23, 2026 – DETAILED REVIEW

Most Serious Charges Holding Inmates in Orleans Parish Sheriff's Office Custody March 23, 2026

Most Serious Charge		Number of Inmates	Percent of Inmates	Average Days in Custody	Median Days in Custody	Total Days in Custody
Violent Felony	Homicide	201	15%	552	377	111,007
	Attempted Murder	40	3%	322	260	12,888
	Rape/Sex Crime	77	6%	417	188	32,107
	Robbery	81	6%	243	185	19,658
	DV Battery/Assault	77	6%	113	59	8,735
	Battery/Assault	81	6%	188	82	15,224
	Aggravated Burglary	3	0%	89	12	268
	Aggravated Criminal Damage	6	0%	128	120	770
	Weapons (e.g., Illegal use of weapons)	12	1%	92	76	1,103
	Other (e.g., Kidnapping, Home Invasion)	34	3%	218	73	7,403
	Total	612	47%	342	185	209,163
Weapons Felony		108	8%	154	71	16,645
Property Felony	Burglary	41	3%	136	98	5,557
	Theft	72	6%	80	36	5,783
	Criminal Damage	2	0%	21	21	42
	Other (e.g., Unauthorized Entry)	14	1%	77	42	1,082
	Total	129	10%	97	44	12,464
Drug Felony	Drug Distribution	25	2%	104	62	2,589
	Drug Possession	20	2%	74	55	1,487
	Total	45	3%	91	59	4,076
Other Felony (e.g., Negligent Homicide, Child Pornography)		48	4%	167	101	8,000
Felony Total		942	72%	266	133	250,348
Misdemeanor	Violent Misdemeanor	65	5%	39	16	2,565
	Weapons Misdemeanor	2	3%	169	169	338
	Property Misdemeanor	23	2%	77	24	1,779
	Drug Misdemeanor - Possession	4	0%	137	99	549
	Other Misdemeanor (e.g., Violation of a Protective Order, DWI)	16	1%	80	58	1,272
	Total	110	8%	59	22	6,503
Warrant/Court Hold		103	8%	167	56	17,165
Probation/Parole Hold		72	6%	101	72	7,303
Municipal Attachment		5	0%	152	54	760
Sentenced		69	5%	249	194	17,154
Total		1,301	100%	230	105	299,233

Generally, the OPSO has limited ability to reduce the inmate population. Most inmates are held in custody while awaiting screening decisions from prosecutors or for their charges to be resolved under a judge's case management.

Methodology: The MCC received a list of OPSO inmates and charges that were filed against them. Inmates were categorized by the most serious actively pending charge holding them in custody.