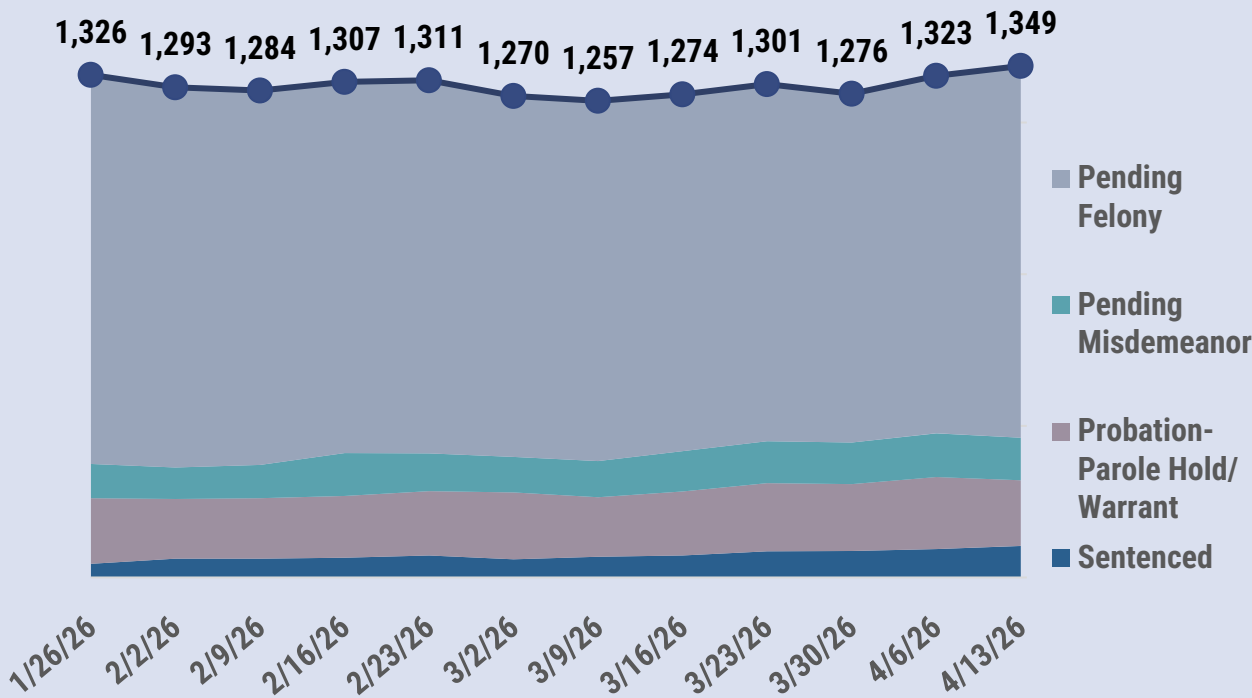




OPSO INMATE POPULATION SNAPSHOT

APRIL 13, 2026, | INMATE TRENDS & CHARGES

Orleans Parish Sheriff's Office 12-Week Inmate Population Trends



1,349
Inmates in Custody
April 13, 2026

+26
Change from Prior Week

1,298
12-Week Average
Inmate Population

The Orleans Parish Sheriff's Office inmate population increased for the second week in a row to 1,349 in custody on April 13, 2026, the largest inmate population since the beginning of the year.

A 73% majority (980 inmates) were held for pending felony charges. Another 8% (113 inmates) were held for pending misdemeanor charges, including 58 with violent misdemeanor charges and 53 with warrants or probation/parole holds.

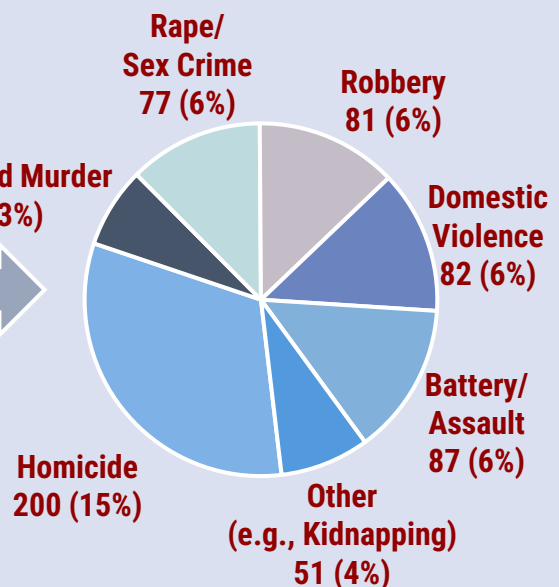
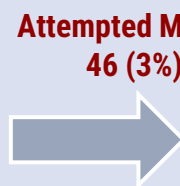
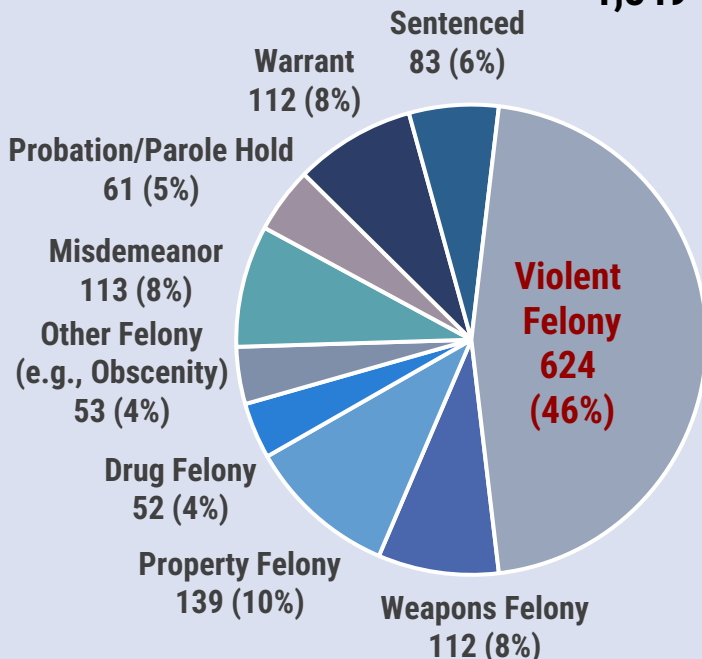
Violent felonies were the most common pending charges against inmates, accounting for 46% of the population (624 inmates). There were 200 inmates with open homicide charges who made up 15% of the total population.

Sentenced inmates with no open charges, warrants, or holds, grew from 3% of the population (36 inmates) on January 26, 2026, to 6% of the population (83 inmates) on April 13, 2026.

There were 173 inmates (13%) held for warrants or probation/parole holds.

Most Serious Charge Holding Inmates in Custody – April 13, 2026

1,349 Total Inmates

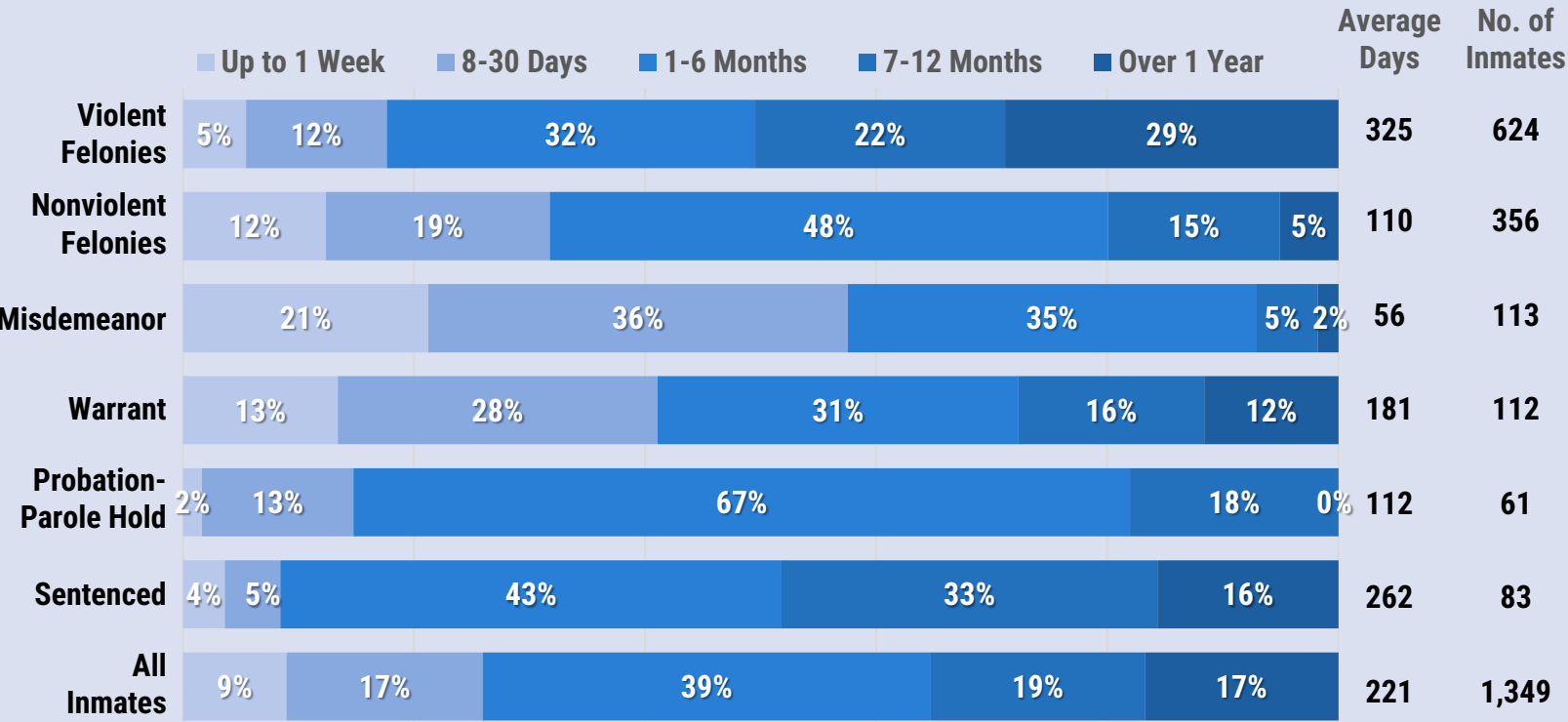




OPSO INMATE POPULATION SNAPSHOT

APRIL 13, 2026, | DEMOGRAPHICS & TIME IN CUSTODY

Inmate Time in Custody by Charge – April 13, 2026



Inmates averaged 221 days in custody, around 7 months.

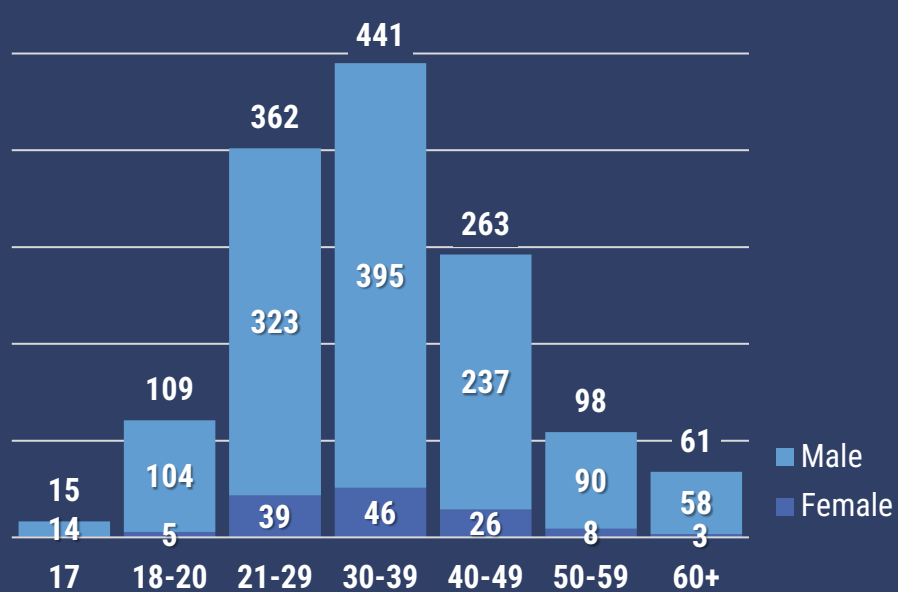
A quarter of inmates (26%) had been held in custody for a month or less, which included 9% in custody a week or less and 17% in custody from 8 to 30 days.

Inmates held for pending violent felony charges had been in custody the longest. Violent felony inmates had been held an average of 325 days (almost 11 months), and half had been in custody over 6 months (22% held 7-12 months and 29% held over a year).

Sentenced inmates had been in custody an average of 262 days (about 8 and half months). For sentenced inmates, it had been an average of 42 days since their cases closed, with 54% sentenced in the past month.

Inmates with pending misdemeanor charges had the shortest average time in custody of 56 days, including 57% who had been in custody 30 days or less (21% up to a week and 36% 8 to 30 days). The 2% minority of misdemeanor inmates had been in custody over 1 year had warrants holding them in custody.

Age and Gender of Inmates – April 13, 2026



There were 128 female inmates who made up 9% of the population.

Male and female inmates were both an average of 35 year of age. One-third (33%) of inmates were ages 30 to 39.

Inmates who were 17 years of age included 1 female and 14 males. Twelve (12) of them had violent felony charges, including 5 charged with 2nd degree murder.

In total, there were 124 inmates under the age of 21 who made up 12% of the population.

The 61 inmates aged 60 or greater made up 5% of the inmate population.



OPSO INMATE POPULATION SNAPSHOT

APRIL 13, 2026 – DETAILED REVIEW

Most Serious Charges Holding Inmates in Orleans Parish Sheriff's Office Custody April 13, 2026

Most Serious Charge		Number of Inmates	Percent of Inmates	Average Days in Custody	Median Days in Custody	Total Days in Custody
Violent Felony	Homicide	200	15%	527	387	105,356
	Attempted Murder	46	3%	278	211	12,790
	Rape/Sex Crime	77	6%	412	188	31,691
	Robbery	81	6%	247	176	20,004
	DV Battery/Assault	82	6%	105	44	8,586
	Battery/Assault	87	6%	180	82	15,683
	Aggravated Burglary	5	0%	70	27	349
	Aggravated Criminal Damage	4	0%	175	175	699
	Weapons (e.g., Illegal use of weapons)	12	1%	74	48	888
	Other (e.g., Kidnapping, Home Invasion)	30	2%	235	86	7,064
	Total	624	46%	325	182	203,110
Weapons Felony		112	8%	124	60	13,836
Property Felony	Burglary	39	3%	112	65	4,366
	Theft	81	6%	77	41	6,198
	Criminal Damage	2	0%	29	29	57
	Other (e.g., Unauthorized Entry)	17	1%	73	39	1,239
	Total	139	10%	85	42	11,860
Drug Felony	Drug Distribution	32	2%	96	57	3,077
	Drug Possession	20	1%	82	65	1,630
	Total	52	4%	91	59	4,707
Other Felony (e.g., Negligent Homicide, Child Pornography)		53	4%	168	111	8,914
Felony Total		980	73%	247	111	242,427
Misdemeanor	Violent Misdemeanor	58	4%	48	27	2,810
	Weapons Misdemeanor	3	4%	50	13	150
	Property Misdemeanor	32	2%	59	22	1,898
	Drug Misdemeanor - Possession	6	0%	42	5	253
	Other Misdemeanor (e.g., Violation of a Protective Order, DWI)	14	1%	87	42	1,221
	Total	113	8%	56	23	6,332
Warrant/Court Hold		108	8%	184	54	19,868
Probation/Parole Hold		61	5%	112	83	6,831
Municipal Attachment		4	0%	90	49	359
Sentenced		83	6%	262	173	21,745
Total		1,349	100%	221	92	297,562

Generally, the OPSO has limited ability to reduce the inmate population. Most inmates are held in custody while awaiting screening decisions from prosecutors or for their charges to be resolved under a judge's case management.

Methodology: The MCC received a list of OPSO inmates and charges that were filed against them. Inmates were categorized by the most serious actively pending charge holding them in custody.