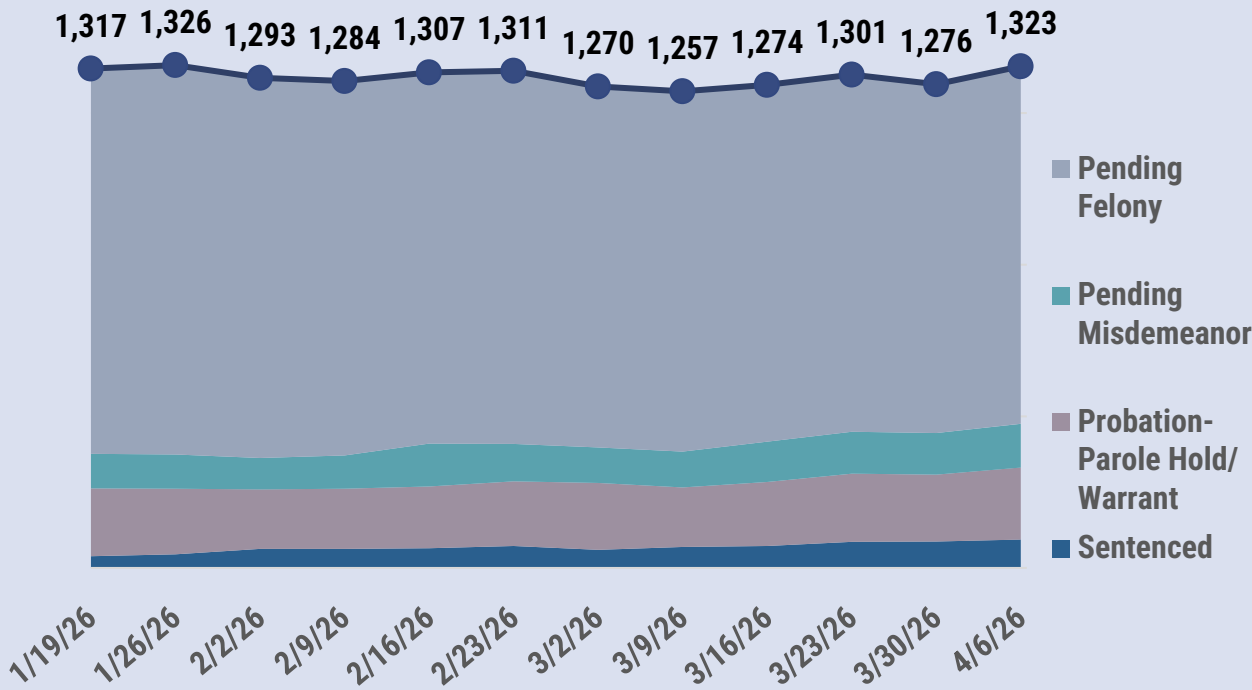


Orleans Parish Sheriff's Office 12-Week Inmate Population Trends



1,323
 Inmates in Custody
 April 6, 2026

+47
 Change from Prior Week

1,295
 12-Week Average
 Inmate Population

The inmate population housed by Orleans Parish Sheriff's Office increased by 47 to 1,323 in custody on April 6, 2026, the largest weekly increase over the past 3 months.

A total of 943 inmates, 71% of the population, were held for open felony charges, including 612 inmates (46% of the population) charged with violent felonies.

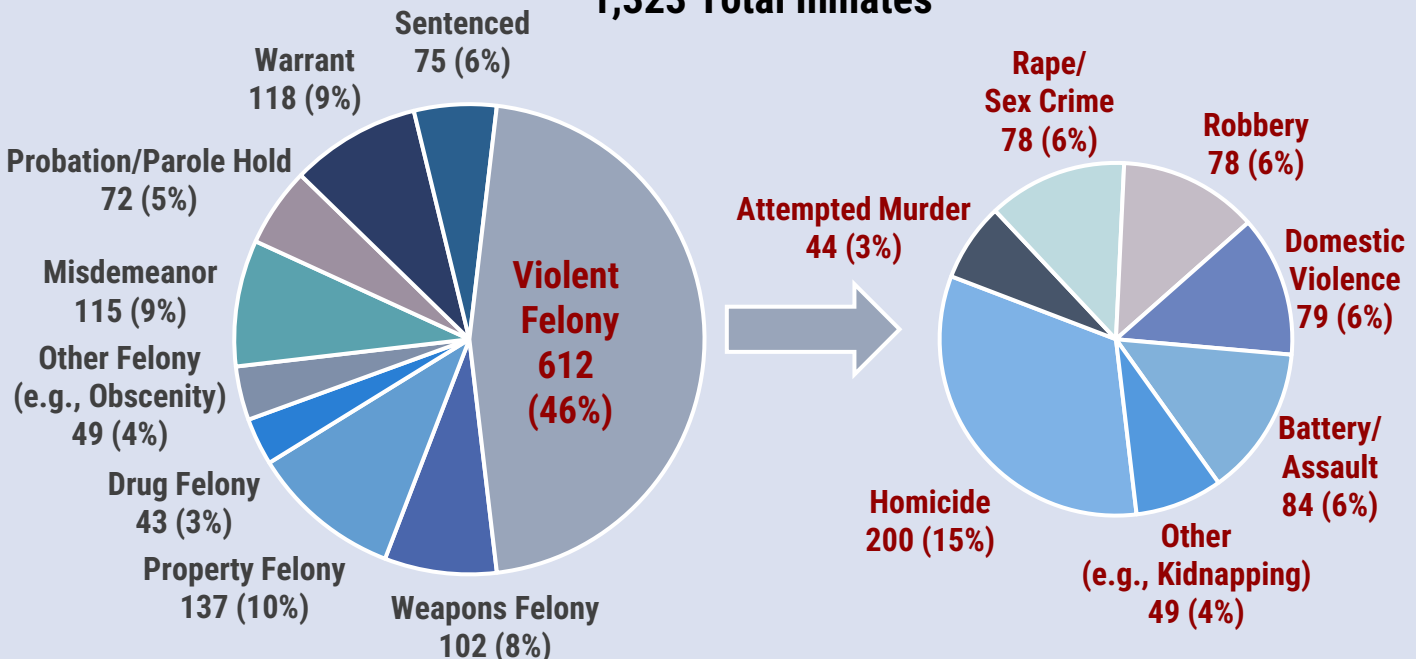
Pending drug felony charges held 43 inmates or 3% of the population in custody and included 28 charged with drug

distribution and 15 charged with felony drug possession.

Warrants or court holds were the most serious pending matters against 114 inmates (9% of the population). Another 72 inmates (5% of the population) were being held as their potential probation/parole violations were under review.

There were 115 Inmates held for pending misdemeanor charges who made up 9% of the population.

Most Serious Charge Holding Inmates in Custody – April 6, 2026
 1,323 Total Inmates

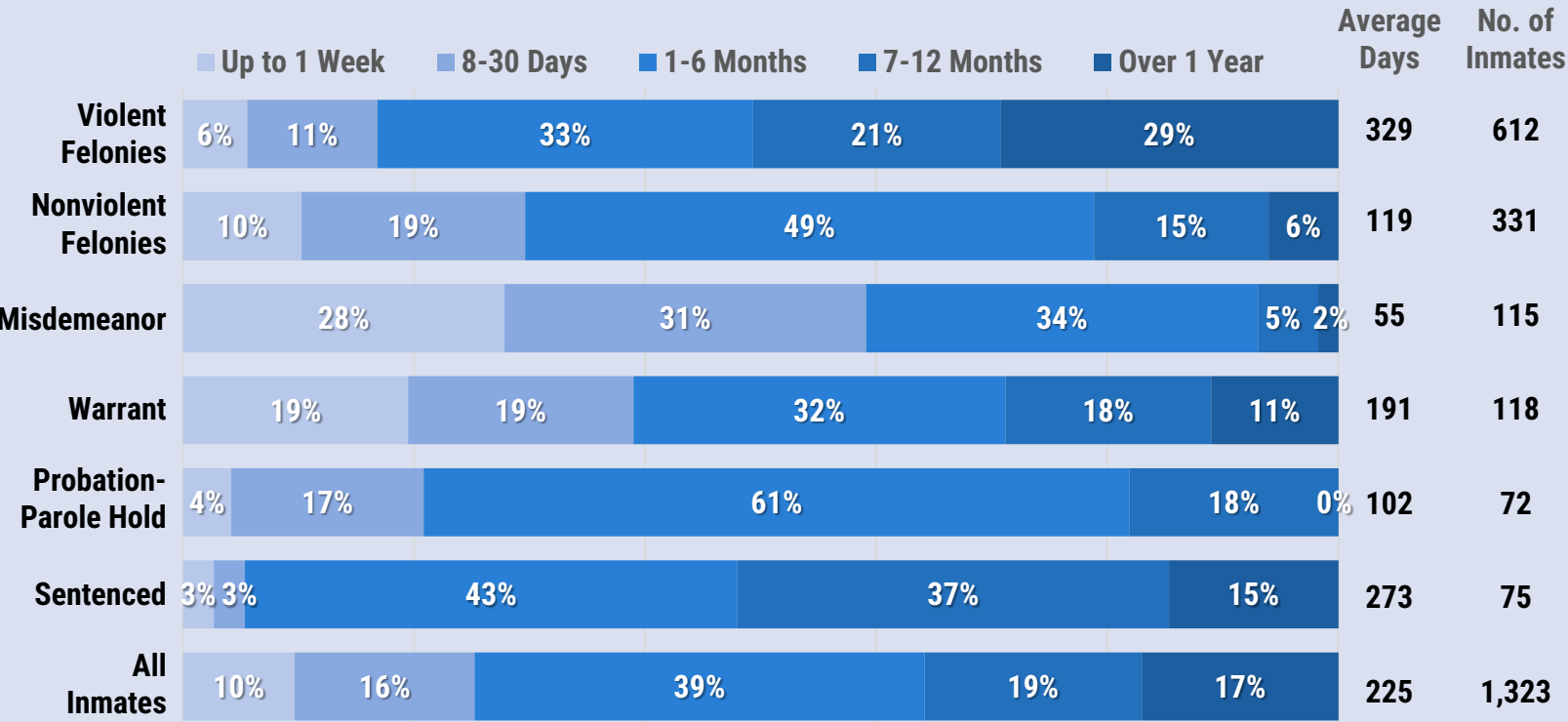




OPSO INMATE POPULATION SNAPSHOT

APRIL 6, 2026, | DEMOGRAPHICS & TIME IN CUSTODY

Inmate Time in Custody by Charge – April 6, 2026



The average time inmates had been in custody was 225 days, just under 7 and a half months.

Two-thirds (64%) of inmates had been in custody six months or less, including 10% held 1 week or less, 16% held from 8-30 days, and 39% held from 1-6 months.

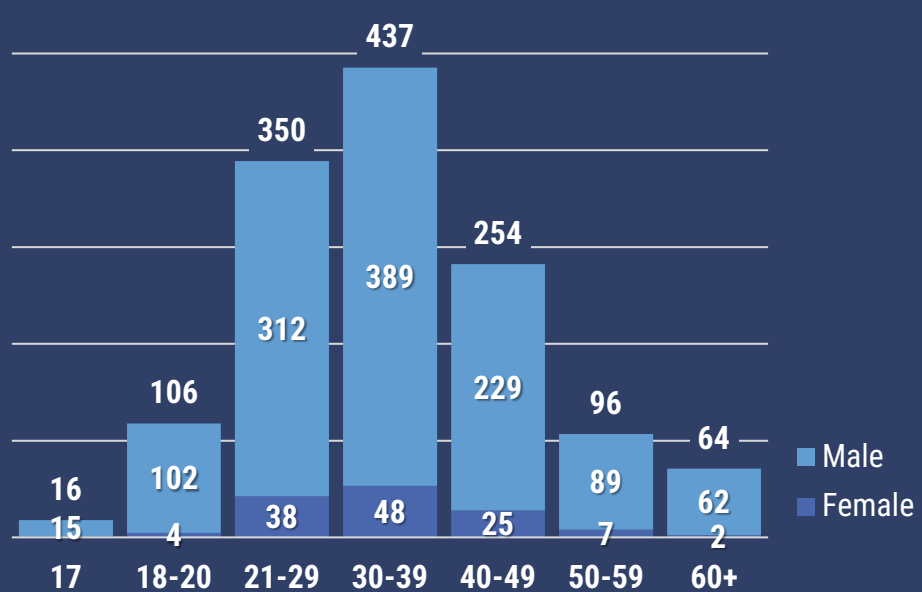
Inmates charged with violent felonies had the longest average time in custody of 329 days (nearly 11 months). Half (50%) of violent felony inmates had been in custody over 6 months, which included 21% in custody 7-12 months

and 29% who had been in custody over a year.

There were 89 inmates who had been in custody over 2 years who accounted for 7% of the population. Nearly all of those held over 2 years (82 of 89) had violent felony charges.

Inmates held on misdemeanor charges had the shortest average time in custody of 55 days. A 59% majority of those held on misdemeanor charges has been in custody a month or less (28% up to a week and 31% 8-30 days).

Age and Gender of Inmates – April 6, 2026



The inmate population included 125 female inmates who made up 9% of the population.

The average age for both male and female inmates was 35. One-third (33%) of inmates were ages 30 to 39.

There were 16 inmates who were 17 years of age that included 1 female and 15 males.

A 69% majority of inmates under the age of 21 were held for violent felonies, versus 44% of inmates 21 or older with violent felony charges.

Seven (7) inmates were aged 70 or greater and included 1 female and 6 males. They had been in custody an average of 541 days.



OPSO INMATE POPULATION SNAPSHOT

APRIL 6, 2026 – DETAILED REVIEW

Most Serious Charges Holding Inmates in Orleans Parish Sheriff's Office Custody April 6, 2026

Most Serious Charge		Number of Inmates	Percent of Inmates	Average Days in Custody	Median Days in Custody	Total Days in Custody
Violent Felony	Homicide	200	15%	522	386	104,487
	Attempted Murder	44	3%	283	221	12,473
	Rape/Sex Crime	78	6%	415	183	32,381
	Robbery	78	6%	250	180	19,521
	DV Battery/Assault	79	6%	105	41	8,263
	Battery/Assault	84	6%	183	82	15,397
	Aggravated Burglary	5	0%	63	20	314
	Aggravated Criminal Damage	4	0%	168	168	671
	Weapons (e.g., Illegal use of weapons)	10	1%	81	68	810
	Other (e.g., Kidnapping, Home Invasion)	30	2%	236	87	7,094
	Total	612	46%	329	185	201,411
Weapons Felony		102	8%	139	69	14,148
Property Felony	Burglary	40	3%	110	66	4,381
	Theft	81	6%	76	37	6,164
	Criminal Damage	2	0%	22	22	43
	Other (e.g., Unauthorized Entry)	14	1%	81	51	1,129
	Total	137	10%	86	43	11,717
Drug Felony	Drug Distribution	28	2%	101	52	2,816
	Drug Possession	15	1%	100	70	1,505
	Total	43	3%	100	68	4,321
Other Felony (e.g., Negligent Homicide, Child Pornography)		49	4%	188	126	9,191
Felony Total		943	71%	255	124	240,788
Misdemeanor	Violent Misdemeanor	55	4%	47	22	2,607
	Weapons Misdemeanor	3	4%	42	6	126
	Property Misdemeanor	31	2%	64	28	1,994
	Drug Misdemeanor - Possession	5	0%	51	17	257
	Other Misdemeanor (e.g., Violation of a Protective Order, DWI)	21	2%	63	14	1,321
	Total	115	9%	55	21	6,305
Warrant/Court Hold		114	9%	191	51	21,737
Probation/Parole Hold		72	5%	102	76	7,353
Municipal Attachment		4	0%	204	156	814
Sentenced		75	6%	273	182	20,452
Total		1,323	100%	225	95	297,449

Generally, the OPSO has limited ability to reduce the inmate population. Most inmates are held in custody while awaiting screening decisions from prosecutors or for their charges to be resolved under a judge's case management.

Methodology: The MCC received a list of OPSO inmates and charges that were filed against them. Inmates were categorized by the most serious actively pending charge holding them in custody.